

# ACT Florida Roadshow

Spring 2025

Amber Dowdy – North and Central Florida

Jessica Duesler – South and Central Florida



# Transition to The Enhanced ACT and ACT Now

What is changing and what is staying the same



# Jess Duesler

- **ACT Education Corp. – Senior Account Executive**
- **South & Central Florida**
- **239.398.8702**  
**Jessica.Duesler@act.org**



# ACT Data Trends in Florida – General Data



**In 2024, over 105,000 students tested with the ACT in Florida.** This is over 7% of the students tested nationally that same year - 1.3 million.



**For the class of 2023, of students who took the ACT, and subsequently enrolled in college, over 9,500 exited Florida to attend an out of state college.** In fact, more ACT test takers from the class of 2023 in Florida left the state to attend college than entered the state to attend college. (net of approx. -2,300 students)



The National ACT Average Composite Score for 2023-2024 was 19.4, while the **Average ACT Composite Score in Florida that year was 19.**



# ACT Data Trends in Florida - Bright Futures Class of 2024

Over 210,000 students were in the 12<sup>th</sup> grade in Fall 2023 (AY 23-24).

39,168 students achieved a qualifying score for a Bright Futures Scholarship.

8,921 students were within 1 point of achieving a Bright Futures Scholarship (Composite score of 24).

4,777 students were within 1 point of increasing their Bright Futures Scholarship to cover 100% tuition (Composite score of 28).

462 students who qualified for Free and Reduced lunch were 1 point away from qualifying for a Bright Futures Scholarship.

164 students who qualified for FRL were 1 point away from increasing their Bright Futures Scholarship to cover 100% of their tuition.

# ACT Data Trends in Florida – Considerations for Improving Scores



In 2023-2024, the Average Composite Score for students who retested with ACT was 20.3, **an average of 1.3 points higher than students who tested only once.**



**NOTE:** Only 41% students tested more than once.



Students who retested improved their **ACT Superscore an average of 2.3 points** compared to their first test attempt.



Students who take the PreACT have higher average ACT scores,  
**averaging 1 point higher** than those without a previous PreACT attempt.

# Enhancements to the ACT Test

*Coming to ACT National Online Spring 2025 • Coming to ACT District Testing Spring 2026*

- **As ACT releases enhancements, our goal has been to preserve the validity, reliability and predictive ability of the ACT test that stakeholders have depended on for 65 years.**
- **Enhancements vs Legacy**

## Why are we changing?

- To enhance the testing experience for students and educators.
- To adapt to the evolving needs of our stakeholders.
- To offer learners, schools and districts greater choice and flexibility.

# Enhancements to the ACT Test

Coming to ACT National Online Spring 2025 • Coming to ACT District Testing Spring 2026

## What We've Heard From Students

"I can't finish. I need more time!"

"Science scares me."

"I want to show off my science and math skills for my major."

"I don't want to test on a computer. I still want paper!"

## How We're Improving

We're glad you asked:

We've reduced the number of questions overall (44 fewer questions to be exact).

We've reduced the test length from 195 minutes to 125 minutes.

You get more time per question.

We've reduced the number of math question answer choices from 5 to 4.

Students can now choose to take the ACT with or without science.

The score report will include a science score and a STEM score if students choose to take the science section.

We never took away the choice! The ACT is available via paper/pencil or online.

## What Does This Mean for the National (Saturday) Testing Experience?

We're providing a test that's more manageable so students can shine, while also maintaining the validity and reliability, as well as predictiveness for first-year success at an institution of higher education, of the ACT.

Students get more choice and more flexibility, allowing them to tailor their experience to fit their needs. This gives them more control over their testing experience.

For students who want to pursue a STEM career, the science section is still there to showcase their skills. This change is all about offering students more control and making the test experience better suited to future goals.

Students can test the way they feel most comfortable and be given the chance to show off their best performance.


*Note: If students choose to take the National test online, these enhancements will be made available beginning with the April 2025 ACT test. These enhancements to the National test will take effect, regardless of testing mode, beginning with the September 2025 ACT test.*

# Enhancements to the ACT Test

*Coming to ACT National Online Spring 2025 • Coming to ACT District Testing Spring 2026*

## What is not changing?

- The ACT scale will remain 1-36 as it has been for 35 years.
- Scores from tests taken prior to the rollout of the new Composite score will not change.
- Ability to predict success in first year college credit-bearing courses will not change.
- Both paper/pencil and online test options will continue to be available.





# Enhancements to the ACT Test: Superscores

*Coming to ACT National Online Spring 2025 • Coming to ACT District Testing Spring 2026*

## • How will ACT Superscores Work?

- April, June & July 2025 online National (Saturday) tests will have Composites calculated from English, math, and reading only.
- Starting Sept. 2025, all Composite calculations for all test modalities, National, State & District, and International will be calculated from English, math and reading only.
- Individual science & STEM scores will continue to be reported for students who choose to take the science section but not included in Composite score calculations (similar to current writing scores).



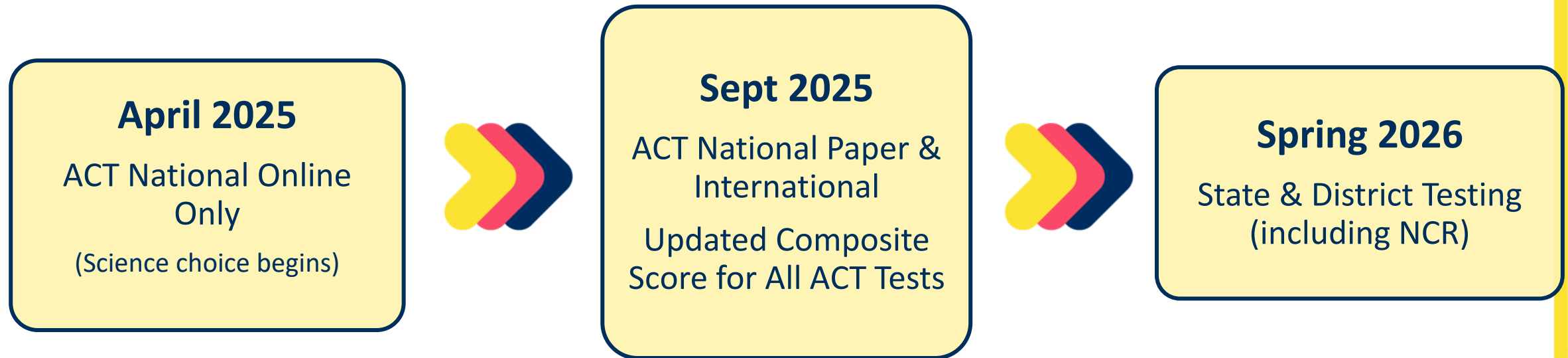
# Cost Difference for ACT With or Without Science

- The cost of the “core ACT” EMR will be less expensive than today’s 4 section test.
- National online students will take the EMR test for \$65.
- Science can be added for \$4 (total of \$69).
- Writing can be added for \$25 (total of either \$90 or \$94).
- ACT remains committed to our fee waiver program which will continue to apply.



# Enhancements to the ACT Test: Timeline

*Coming to ACT National Online Spring 2025 • Coming to ACT District Testing Spring 2026*



For complete details, visit [act.org/actenhancements](https://act.org/actenhancements)

# Enhancements to the ACT Test

*Coming to ACT National Online Spring 2025 • Coming to ACT District Testing Spring 2026*

## ACT National Test benefits: *Starting with April 2025 online test:*

- **Fewer items and shorter passages** provide more time for students to answer questions.
- **Testing time is shorter**, about two hours.
- **Students can choose** to take the science section for additional flexibility.
- The Composite score using the new English, math, and reading calculation will provide the **same validity, reliability, and predictably** that students and educators have depended on for 65 years.
- Starting in September 2025, the **enhancements will be available for the National paper and International tests.**

# Enhancements to the ACT Test

*Coming to ACT National Online Spring 2025 • Coming to ACT District Testing Spring 2026*

## Benefits to State & District Testing:

- Composite score using the **new English, math, and reading calculation** starts September 2025.
- Enhancements including the **science choice** start with Spring 2026 testing windows.
- Flexibility to give EMR on one day and science and/or writing on subsequent days also begins Spring 2026.



# Who gets to choose? What choices do we have?

## National Testing

- **Students** choose to test with or without science and writing.
- **Schools** choose to offer paper and/or online testing formats at their test centers.
- Students can choose test centers based on their preferred modality.

## State & District Testing

- **Contracting Organization** (state/district/school) chooses to test with or without science and writing.
- **Contracting Organization** selects test administration.
- **Schools** select their window within the test administration and format (paper or online) for each student.

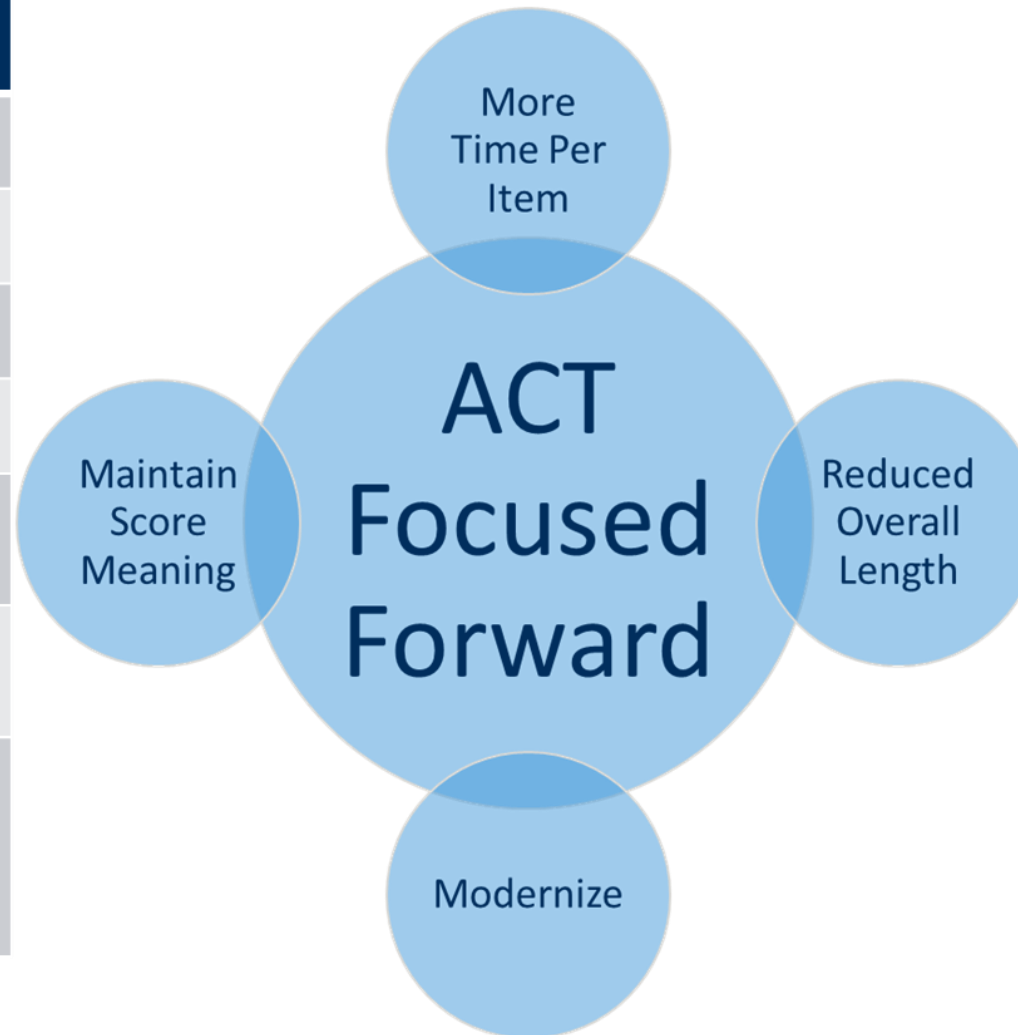
# Enhancements to the ACT

*Coming to ACT National Online Spring 2025 • Coming to ACT District Testing Spring 2026*

Change	Description
<b>More time per item</b>	<ul style="list-style-type: none"><li>• Average of ~10 sec per item (varies among subjects).</li></ul>
<b>Testing time reduced</b>	<ul style="list-style-type: none"><li>• <u>Composite score</u> received after 125 minutes.</li></ul>
<b>Fewer items per section</b>	<ul style="list-style-type: none"><li>• ~44 items shorter in total (across English, math and reading).</li></ul>
<b>Eliminate the 5<sup>th</sup> Test for National test takers</b>	<ul style="list-style-type: none"><li>• Aligns testing experience for state/district and national testers – creating a more inclusive research sample when testing new items (prior EFTs were only in National).</li><li>• Test new items in real-world circumstances, not in isolated section.</li><li>• More field test items each year.</li><li>• Over time, will enable faster score reporting.</li></ul>
<b>Learners can choose to take with or without science section (as writing is today)</b>	<ul style="list-style-type: none"><li>• English, math, and reading sections taken by all students will generate a Composite score.</li><li>• When a student chooses to take science, it will appear as a section score and be used to calculate the STEM score (science + math) but will not be used to calculate the Composite (same as writing today).</li><li>• States/districts can choose to offer science and/or writing.</li></ul>

# ACT Current State to Future State

Current State		
English	75 items	45 min
Reading	40 items	35 min
Math	60 items	60 min
Science	40 items	35 min
5 <sup>th</sup> Test <sup>^</sup> (Field Test)	12-28 items	20 min
Writing	1 item	40 mins
	<b>National + Writing S/D + writing</b>	<b>195 min 235 min 175 min 215 min</b>



Proposed Future State		
English	50 items (10 FT)	35 min
Reading	36 items (9 FT)	40 min
Math	45 items (4 FT)	50 min
Science	40 items (6 FT)	40 mins
Writing	1 item	40 min
	<b>National &amp; S/D +Science +Writing</b>	<b>125 min 165 min 205 min</b>

<sup>^</sup> State/District students do not receive 5<sup>th</sup> test

\* with or without Writing test

- Total count includes Field Test (FT) items
- Timing Study may result in adjustment to total minutes

# Estimated Time Per Item

Subject	Current (seconds/item)	Enhanced (seconds/item)	Est Increase (seconds/item)
English	36	42	6 (17%)
Math	60	67	7 (11%) <small>*reduction of answer choices from 5 to 4</small>
Reading	53	67	14 (27%)
Science	53	60	7 (13%)

Sections	Changes to Items, Passages, and Other Specifications
English	<ul style="list-style-type: none"> <li>• Adding stems.</li> <li>• Reducing the length of some English passages.</li> <li>• Adding an argumentative essay and items.</li> <li>• Rebalancing reporting categories.</li> </ul>
Math	<ul style="list-style-type: none"> <li>• Reducing the number of foils in math from 5 to 4.</li> <li>• Reducing the number of items aligned to Integrating Essential Skills reporting category.</li> <li>• Reducing the number of items that require longer time to read.</li> <li>• Rebalancing reporting categories.</li> </ul>
Reading	<ul style="list-style-type: none"> <li>• Reducing the length of some reading passages.</li> <li>• Increasing the percentage of items aligned to Integration of Knowledge and Ideas reporting category.</li> <li>• Rebalancing reporting categories.</li> </ul>
Science	<ul style="list-style-type: none"> <li>• Ensuring at least one passage per form addresses an engineering and design topic.</li> <li>• Increasing the number of items requiring scientific background knowledge (DCI).</li> <li>• Rebalancing reporting categories.</li> </ul>
Writing	<ul style="list-style-type: none"> <li>• No change.</li> </ul>



## Table 1. Summary of the Number of Items and Testing Time on the Legacy and Enhanced ACT by Section

The following table shows a comparison of the total number of items and testing time by section for the legacy and enhanced ACT test.

	ACT - Legacy		ACT - Enhanced	
	Items	Total Time (Min)	Items	Total Time (Min)
English	75	45	50*	35
Math	60	60	45*	50
Reading	40	35	36*	40
Science	40	35	40*	40
Writing	1	40	1	40
Core ACT Administration**	215	175	131*	125

\*Number includes embedded field-test items that do not contribute to score points.

\*\*The core administration is the shortest administration of the test and results in a college-reportable Composite Score. The core administration for the legacy ACT is English, Math, Reading, and Science. The core administration for the enhanced ACT is English, Math, and Reading.

## Table 2. Comparison of the English Section (Legacy and Enhanced) Number and Percentage of Items by Reporting Category

The following table shows the comparison of reporting category items in the English section of the legacy and enhanced ACT test.

Reporting Category	English			
	ACT - Legacy		ACT - Enhanced	
	Number of Items	Percentage of Section	Number of Items	Percentage of Section
Production of Writing	22-24	29-32	15-17	38-43
Knowledge of Language	11-13	15-17	7-9	18-23
Conventions of Standard English	39-41	52-55	15-17	38-43
Total	75		50*	

\*Total number includes 10 embedded field-test items that do not contribute to score points.

**Table 3. Comparison of the Math Section (Legacy and Enhanced)  
Number and Percentage of Items by Reporting Category**

The following table shows the comparison of reporting category items in the math section of the legacy and enhanced ACT test.

Reporting Category	Math			
	ACT - Legacy		ACT - Enhanced	
	Number of Items	Percentage of Section	Number of Items	Percentage of Section
Preparing for Higher Math	34-36	57-60	33	80
Number & Quantity	5-7	8-12	4-5	10-12
Algebra	7-9	12-15	7-8	17-20
Functions	7-9	12-15	7-8	17-20
Geometry	7-9	12-15	7-8	17-20
Statistics & Probability	5-7	8-12	5-6	12-15
Integrating Essential Skills	24-26	40-43	8	20
Modeling	$\geq 12$	$\geq 20$	$\geq 8$	$\geq 20$
Total	60		45*	

\*Total number includes four embedded field-test items that do not contribute to score points.

**Table 4. Comparison of the Reading Section (Legacy and Enhanced)  
Number and Percentage of Items by Reporting Category**

The following table shows the comparison of reporting category items in the reading section for the legacy and enhanced ACT test.

Reporting Category	Reading			
	ACT - Legacy		ACT - Enhanced	
	Number of Items	Percentage of Section	Number of Items	Percentage of Section
Key Ideas & Details	21-24	53-60	12-14	44-52
Craft & Structure	10-12	25-30	7-9	26-33
Integration of Knowledge & Ideas	6-9	15-23	5-7	19-26
Total	40		36*	

\*Total number includes nine embedded field-test items that do not contribute to score points.

**Table 5. Comparison of the Science Section (Legacy and Enhanced)  
Number and Percentage of Items by Reporting Category**

The following table shows the comparison of reporting category items in the science section of the legacy and enhanced ACT test.

Reporting Category	Science			
	ACT - Legacy		ACT - Enhanced	
	Number of Items	Percentage of Section	Number of Items	Percentage of Section
Interpretation of Data	16-20	40-50	13-17	36-47
Scientific Investigation	8-12	20-30	6-11	17-31
Evaluation of Models, Inferences, & Experimental Results	10-14	25-35	8-13	22-36
Total	40		40*	

\*Total number includes six embedded field-test items that do not contribute to score points.



# New ACT Terms

## • Enhancements

- EMR Composite (English/Math/Reading)
- EMRS Composite (old composite)
- ACT with Science
- ACT with Science with Writing

## • Name Changes

- **EOS (Educational Opportunity Service)** will become **ACT Recruit Me**.
- **TIR (Test Information Release)** will be renamed **ACT My Answer Key**.

# ACT Instructional Mastery (AIM) Overview

- **Comprehensive 2-Day Workshops**
  - 12-14-hour trainings focused on mastering the structure and content of the ACT
- **Test-Taking Strategies**
  - Equips educators with proven strategies to help students approach the ACT with confidence
- **Hands-On Learning**
  - Engaging, interactive tasks provide practical skills and insights for teaching ACT-related content
- **Instructional Alignment**
  - Helps teacher align their curriculum with ACT standards, emphasizing key areas for student success
- **Data-Driven Support**
  - Uses student performance data to inform instruction and guide targeted interventions



**Covers  
Enhancements  
Beginning May 2025**

# ACT Now-TCM

## Test Center Manager

# **Amber Dowdy**

- **ACT Education Corp. –  
Account Executive**
- **North & Central Florida**
- **813.690.4678**  
**Amber.Dowdy@act.org**



# What will be the same for ACT Now-TCM (Test Center Manager) as Pearson?

- Initial Enrollment and contract needs
- Pricing – 41.50 for district testing
- Accommodations Processes
- Organization Files and Student Uploads will be still be done, though some of these may look/feel a little different
- Ability to test via Paper or Online
- Test Nav will remain the student facing platform for Online testing

## What are the biggest changes? [What's New?](#)

- Even if testing on Paper, ALL administrative tasks and test day administration (seating charts, manuals, irregularities) are completed online in the ACT Now-TCM System
- Schools AND staff must accept invitations to ensure testing occurs and paper materials are ordered
- Test Events will be used rather than Test Windows, and students MUST be associated with Test Events
- More characters for student names (40 each first and last)
- No online materials returned (secure destruction guidance is provided)
- Can assign a TAC – Test Accommodations Coordinator Role

## Current Year Resources


These are from the current year for those districts/states using ACT Now. You cannot utilize these live, but you can receive many of the resources hereon.

- [High Level Schedule Early Spring 2025](#): Links are live on the document, so be cautious when clicking.
- [ACT Now District Testing Website](#): Several training videos can be found thereon. I would suggest reviewing these and taking notes ASAP.
- [ACT Now and Pearson Comparison Document](#)
- [ACT Now Glossary of Terms](#)
- [ACT Now User Roles](#)



# ACT Now: High Level Items


Everything you need to create and organize your test events, teams and tasks.



### Contract

View program details and create a master listing of eligible organizations.


[Open contract page](#)



### Schedule

View schedule of events for a certain administration.


[Open events page](#)



### Administration

View or manage details for the administration selected above.


[Manage an administration](#)



### Students

Oversee student registrations, accommodations, and test event assignments.

[Manage students](#)



### Test Events

Prepare and facilitate test events within an administration.

[Open events page](#)

# TCM (Test Center Manager): Test Logistics and Administration

**ACT** TCM

**Associated Test Centers (3)**

**DASARIB NATIONAL**  
[Manage](#)

**Neelu Special**  
[Manage](#)

**NEELU NATIONAL**  
[Manage](#)

**Assignments (660)**

**July 15, 2023**  
The ACT State  
MUDHARH NATIONAL  
101  
[Room Supervisor](#)


**Technical Readiness Event**  
WorkKeys State  
API Failure workkeys.org  
[System Readiness](#)

**Technical Readiness Event**  
WorkKeys State  
STATEDIST-3243 School ...  
[System Readiness](#)

**Technical Readiness Event**  
WorkKeys State  
Statedist School Approv...  
[System Readiness](#)

[+ Show assignments](#)

**ACT Policies and Resource Modules**

 You have 31 modules that need to be completed.

[+ The ACT National](#)[3 module incomplete](#)

[+ The ACT Special](#)[6 module incomplete](#)

[+ The ACT State](#)[4 module incomplete](#)

[+ WorkKeys State](#)[3 module incomplete](#)

# After clicking an event...

The screenshot shows the ACT TCM interface. The top header includes the ACT TCM logo and a link to 'ACT Now'. A left sidebar contains navigation links: Home, Policies & Resources, Event dashboard (highlighted), Test event checklists, Manage rooms & staff, Monitor rooms, Examinees & rosters, Test booklets, and Irregularities. A 'Collapse' button is at the bottom of the sidebar. The main content area is titled 'Event dashboard' and shows the event dates 'Feb 27 - Mar 8 -NCR' and location 'ABINGDON-AVON HIGH SCHOOL'. A 'Test Event Checkout' section contains instructions to review checkout, resolve alerts, and submit checkout, with a warning that this action must be performed to finalize reporting. An 'Open event checkout' button is provided. Below this, a 'Test event checklists' section shows progress for pre-test (0 of 11) and post-test (0 of 10) checklists, with a 'Manage test event checklists' link. At the bottom, there are expandable sections for 'Rooms & staff', 'Examinees & rosters', 'Test booklets', and 'Irregularities (0)'.

ACT<sup>™</sup> TCM<sup>™</sup> → ACT Now

Home  
Policies & Resources  
**Event dashboard**  
Test event checklists  
Manage rooms & staff  
Monitor rooms  
Examinees & rosters  
Test booklets  
Irregularities  
< Collapse

### Event dashboard

Feb 27 - Mar 8 -NCR ABINGDON-AVON HIGH SCHOOL

#### Test Event Checkout

Review **checkout** as rooms complete testing and return materials. **Resolve alerts** before dismissing staff. **Submit checkout** once all testing for this event is done.

⚠ This action must be performed to finalize event reporting to ACT.

[Open event checkout](#)

---

— Test event checklists

Pre-test: 0 of 11 completed  
Post-test: 0 of 10 completed

[Manage test event checklists](#)

---

+ Rooms & staff

---

+ Examinees & rosters

---

+ Test booklets

---

+ Irregularities (0)

**Best Practices for  
Preparation:**

**ACT Online Prep and  
ACT Instructional Mastery**



# Three Components of Successful Test Prep

- 1 Content reinforcement
- 2 Test familiarization
- 3 Testing strategies



# Helping Your Students Succeed



**Preparing Students**



**Preparing Educators**




- Interactive test prep program
- Track students' progress
- Includes practice tests, questions, and writing prompts
- Lessons provide comprehensive review of English, math, reading, science and Writing content covered on the ACT test.

So what is ACT Online Prep?

- **It is an effective approach to ensuring your students feel confident on test day**



# For Students



Access in  
school, at  
home, or on  
personal  
mobile device



Supplement  
prep with over  
2,400 practice  
questions



Two full-  
length  
practice tests  
and two AI-  
scored writing  
essays

# For Educators



Assign coursework.



Provide practice exams  
and writing prompts.



Personalize learning.



Track progress.

# Ways to Implement AOP



Use AOP in  
**subject-specific**  
**courses**



Use AOP  
in an **ACT**  
**test prep**  
**course**

# AOP for Subject-Specific Course: Math

Daily	Weekly	Biweekly	Monthly
<b>Bellringers:</b> Exercises that should only take 5 minutes	1 day a week for approximately 20 minutes	Two times a month each 20-30 minutes	One time a month take a full class period

## Embedded in courses

### Algebra 1 Teachers

Week 1	Week 2	Week 3	Week 4	Week 4	Week 6	Week 7	Week 8	Week 9
Integers Integers PQ Real # Decimals Fractions Fractions PQ	Vocab Vocab PQ Basic Operations Basic PQ PEMDAS PEMDAS PQ	English -to- Math English -to- Math PQ	Exponents Exponents PQ Roots Radicals Roots PQ	Factors & Multiples Factors & Multiples PQ	Ratios, Prop, % Ratios PQ	Logic first, Calc last, Arithmetic Word Problems, and PQ	Applying Ratios, Prop, %	Simp the question, x-y Coordinate Plane

PQ - Practice Questions

# Dashboards

## Admin Dashboard

- Used School and District Test Coordinators to create and manage accounts and groups

## Administrative Dashboard




- Used by Instructors and School Test Coordinators to create assignments
- Used by Instructor, School Test Coordinators, District Test Coordinators and State Test Coordinators to view reporting data for students, groups, schools or districts

## Student Dashboard

- Used by students to navigate through the course and monitor their progress

# School Admin Dashboard

ACT<sup>®</sup> Online Prep<sup>™</sup>



School Admin

Contracts 3

Groups 18

Instructors 14

Students 41

Admins 9

PLM Demo School Groups

Show all groups ▼

Search

Download Groups CSV

ID	Name	Students	Students With Valid Access	Instructor	Last Modified
30177	PLM Demo Group	11	5	3	04/02/2017
30944	English Class 1	3	0	2	07/12/2017
31014	English Honors	8	2	1	07/18/2017

School Admin

Administrative Dashboard

User Portal

Sign Out

# School Admin Dashboard -- Creating Accounts

Create a Single Student, Instructor or School Test Coordinator

- Individual entry via screen

Create Multiple Students or Instructors

- Uses a csv file

Generate ACT Student Accounts

- Creates a number of generic AOP User accounts



# Creating School Test Coordinator and/or School Supervisor Accounts

**ACT**<sup>®</sup> Online Prep<sup>™</sup>

School Admin

Contracts3

Groups18

Instructors14

Students41

**Admins9**

PLM Demo School Users

Create Admin

Name

Email

Password

Add roles:

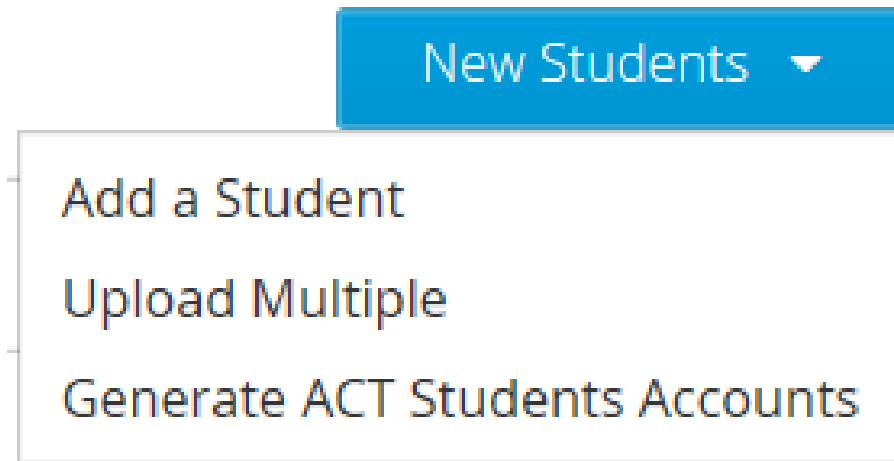
☐ School Test Coordinator

☐ School Supervisor

Create

Cancel

# Creating Student Accounts



## Create a Single Student

- Individual entry via screen




## Create Multiple Students

- Uses a csv file

## Generate ACT Student Accounts

- Creates a number of generic AOP User accounts

# Administrative Dashboard



Administrative Dashboard

TOOLS

Assignments

ANALYTICS

Students

Groups

Schools

REAL-TIME




Real-Time Reports

Assignments

Create

Name ↕	Course	Status ↕	Assigned Date ↕	Last Modified ↕	Students Assigned	Avg. Progress
Math Review	ACT Online Prep™ 2019-2020	Assigned	08/09/2019	08/09/2019	2	25%
Science Review	ACT Online Prep™ 2018-2019	Assigned	08/09/2019	08/09/2019	2	100%
Final Review Test Tips	ACT Online Prep™ 2019-2020	Assigned	08/11/2019	08/11/2019	2	61%
Reading Review	ACT Online Prep™ 2019-2020	Assigned	10/15/2019	10/15/2019	4	5%

# The Assignment Tool



Administrative Dashboard

TOOLS

Assignments

ANALYTICS

Students

Groups

Schools

REAL-TIME

Real-Time Reports

Assignments

Create

Name ↕	Course	Status ↕	Assigned Date ↕	Last Modified ↕	Students Assigned	Avg. Progress
Math Review	ACT Online Prep™ 2019-2020	Assigned	08/09/2019	08/09/2019	2	24%
Science Review	ACT Online Prep™ 2018-2019	Assigned	08/09/2019	08/09/2019	2	100%
Final Review Test Tips	ACT Online Prep™ 2019-2020	Assigned	08/11/2019	08/11/2019	2	50%
Reading Review	ACT Online Prep™ 2019-2020	Assigned	10/15/2019	10/15/2019	4	5%

# Creating an Assignment

1. Set Up > 2. Assign Tasks > 3. Confirm

Cancel Step

Continue

Assignment Name

Assignment name

Select Course

No course selected...

\*Course cannot be changed after you complete the assignment set-up.

Assign Students

Search



Groups

All

Select All | Clear All


☐ StudentA PLM10 (plma@aop.org)



☐ StudentB PLM10 (plmb@aop.org)

☐ Student Z (plmz@aop.org)

☐ StudentU PLM10 (plmu@aop.org)

# Creating an Assignment




























1. Set Up > 2. Assign Tasks > 3. Confirm

Cancel Step **Continue**


Filter Options ▼






















Study Tasks of ACT Online Prep™ 2019-2020 285 tasks left



	Welcome to ACT Online Prep™ 2019-2020	 
	Short ACT English Test	 
	Short ACT Reading Test	 
	Short ACT Science Test	 
	Understanding Your Score and Goal Setting	 
	ACT Basics and General Strategies	 
	Your Personalized Study Plan	 

Tasks assigned to Math Review 57 tasks added



	Short ACT Math Test	 
	Math: Introduction to the ACT Mathematics Test	 
	Math: The Questions Get Harder	 
	Math: Read the Questions Carefully	 
	Math: Answer the Question They Ask You	 
	Math: Integers	 
	Math: Integers Practice Questions	 

# Assignment Reporting

Administrative  
Dashboard

TOOLS

Assignments

ANALYTICS

Students

Groups

Schools

REAL-TIME

Real-Time Reports

◀ Back

## Final Review Test Tips

Edit

Delete

School 123909

Courses ACT Online Prep™ 2019-2020

Status Assigned

Assigned Date 08/11/2019

Last Modified 08/11/2019

## Assignment Overview

2

Students Assigned

1

Students Completed

33

Number of Tasks

61%

Avg. Assignment Progress




Students Reports (2)

Task Details (33)

	Name ↕	ID ↕	Progress	Practice % Score	Exam % Score	Date Completed
1	StudentA PLM10	6408507	23%	N/A	N/A	Never
2	StudentB PLM10	6408509	100%	N/A	N/A	08/11/2019



# Administrative Dashboard – Student Reports



Administrative Dashboard

TOOLS

Assignments

ANALYTICS

Students

Groups

Schools

REAL-TIME

Real-Time Reports

Student Report

4 students • 2 courses

Overall

All Courses

	Name	ID	Last Active	Progress	Average Practice ACT Test Score	Avg. Session Time
1	StudentA PLM10	6408507	08/12/2019	1%	N/A	15 min
2	StudentB PLM10	6408509	10/14/2019	16%	30.7	36 min
3	Student Z	6875269	09/20/2019	1%	N/A	1 min
4	StudentU PLM10	7006536	10/11/2019	N/A	N/A	N/A

Data is accurate as of: 2019-10-17 03:17 AM (EDT)

Cumulative

# Administrative Dashboard – Student Reports

◀ Back

Cumulative ▼

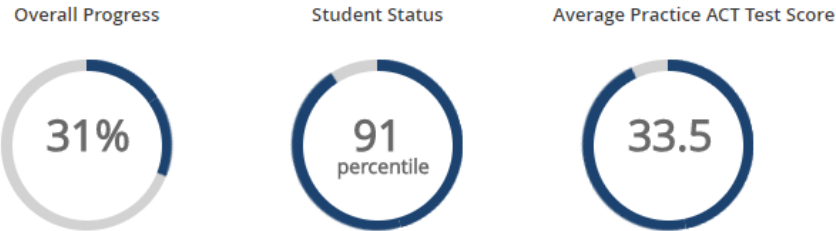
StudentB PLM10

Impersonate Export

ID #6408509  
School PLM Demo School 10  
Groups Morning Class PLM Demo School 10  
Courses ACT Online Prep™ 2018-2019, ACT Online Prep™ 2019-2020

ACT Online Prep™ 2019-2020

Student Overview






Latest Practice ACT Test Scores

28-33	34	26-30	32	31-36	34	26-33	34
English	English	Mathematics	Mathematics	Reading	Reading	Science	Science

10/14/2019  
Last Active

5 hrs 24 min  
Total Time Spent

# Administrative Dashboard – Group Report



Administrative Dashboard

TOOLS

Assignments

ANALYTICS

Students

**Groups**

Schools

REAL-TIME

Real-Time Reports

**Group Report**

2 groups • 2 courses

Cumulative

All Groups

Name

Search

Export




Overall

All Courses

	Name	# of instructors	# of students	Last Active	Avg. Progress	Average Practice ACT Test Score	Avg. Session Time
1	Morning Class PLM Demo School 10	1	2	10/14/2019	8%	30.7	26 min
2	Science 5th Period	1	1	08/11/2019	1%	N/A	15 min

Data is accurate as of: 2019-10-17 03:02 AM (EDT)

# Administrative Dashboard – School Report



Administrative Dashboard

TOOLS

Assignments

ANALYTICS

Students

Groups

**Schools**

REAL-TIME

Real-Time Reports

School Listing

1 school • 2 courses

Cumulative

Name

Search

Export

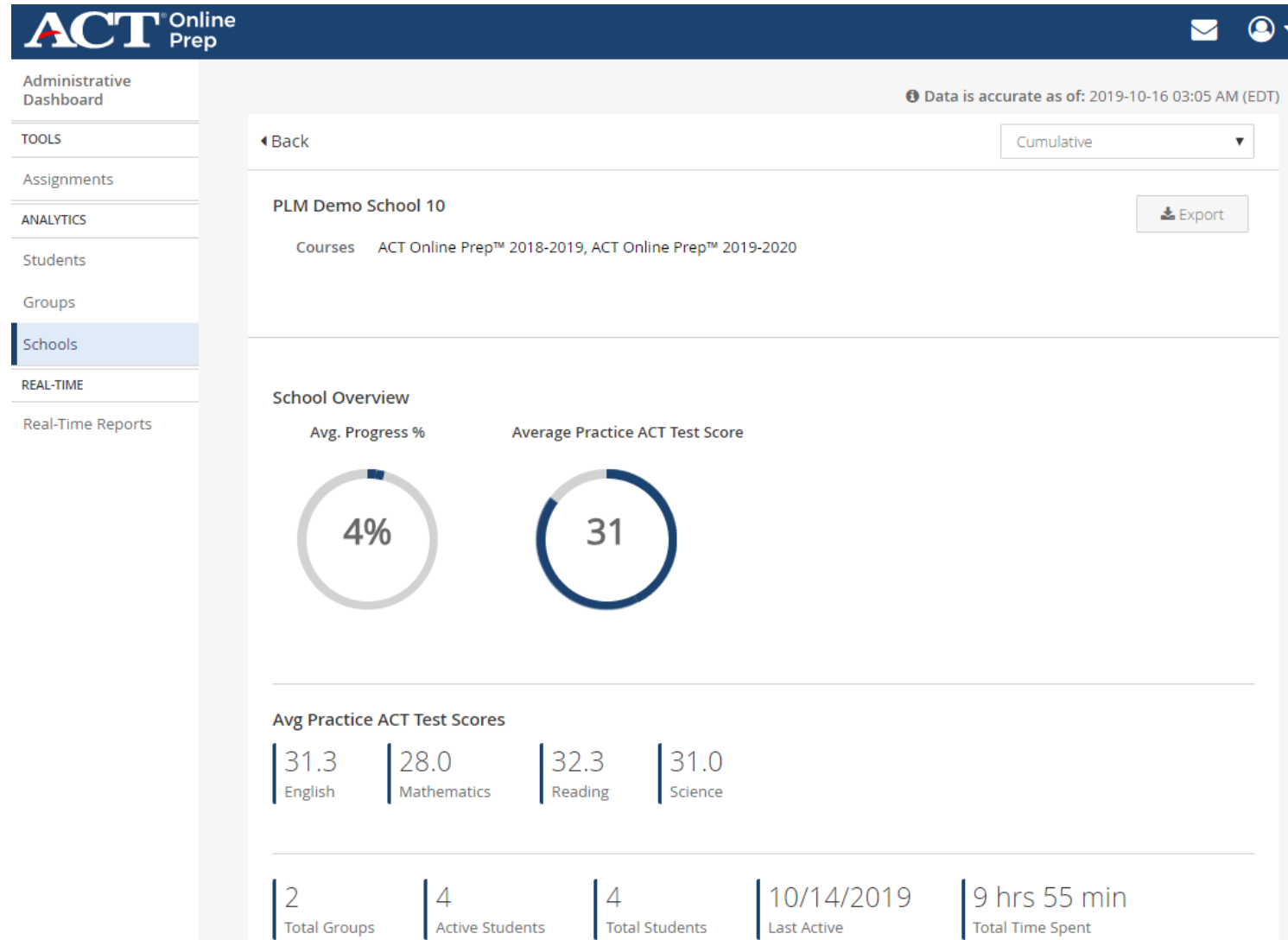
Overall

All Courses

Name	# of groups	# of students	Avg. Progress	Average Practice ACT Test Score	Avg. Session Time
1 PLM Demo School 10	2	4	4%	30.7	18 min

Data is accurate as of: 2019-10-17 03:19 AM (EDT)

# Administrative Dashboard – School Report



# Research Supports the Efficacy of AOP


Schools that have had the **MOST** success in improving their students' scores on the ACT:



Use **DATA** for instructional decision-making.



Increase **AWARENESS** of the capabilities of ACT Online Prep.



**BALANCE** timing of instruction to optimize engagement and learning.



Tailor instruction to students' **NEEDS**.



**EVALUATE** test preparation initiatives for effectiveness.



Focus on content **AND** test-taking strategies.



**INTEGRATE** methods to improve student engagement.

Source: [\*Test Prep In Schools with State and District Testing\*](#)

# Helping Educators Help Their Students

Professional development to support teacher  
confidence and district preparedness



# ACT Professional Services

Get highly interactive programs that engage educators in examining their own data and explore strategies you can use immediately in PLCs, departmental meetings, and classrooms.

Services include:

- Aligning written, tested, and taught curriculum.
- Building staff capacity with PD that meets standards.
- Providing research-based instructional resources.
- Strategic planning with data analysis and visualizations



[ACT](#)  
[Professional](#)  
[Services](#)



# ACT Professional Services Workshop Categories

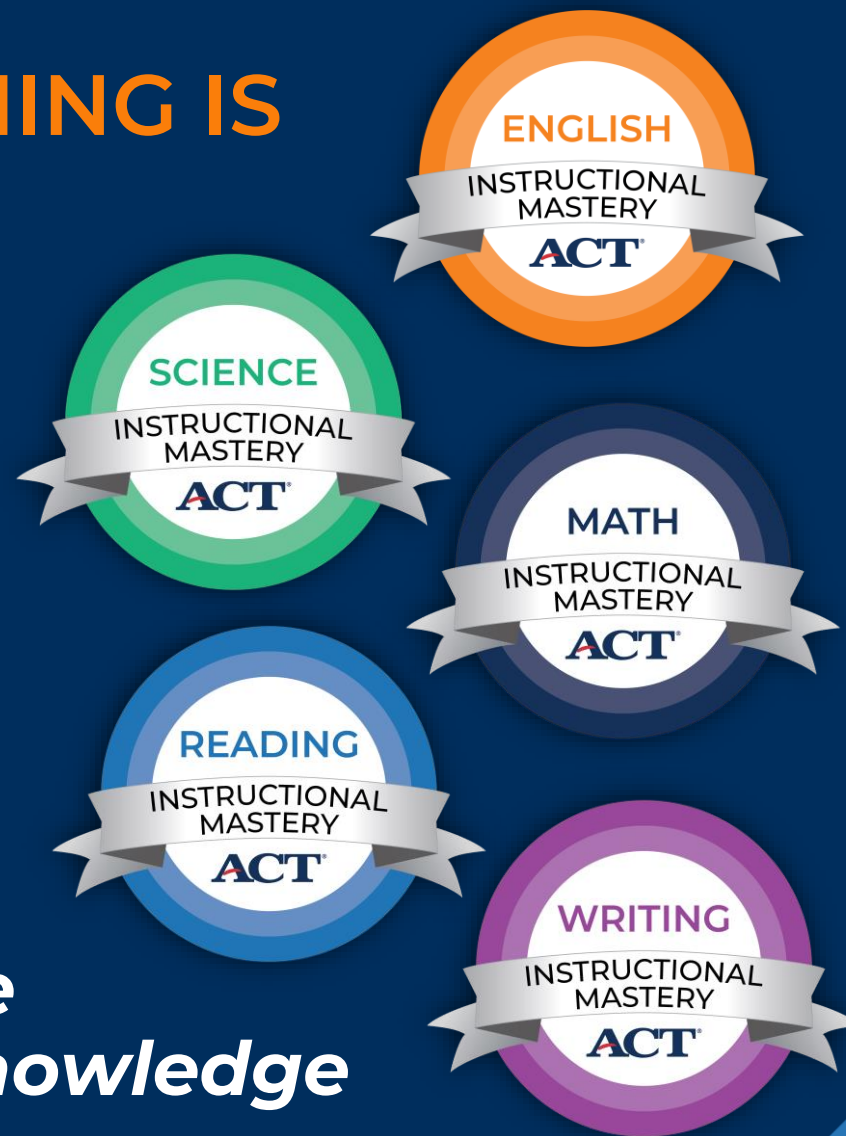
- **ACT Instructional Mastery:** Help students pass the ACT test.
- **Social and Emotional Learning:** Support schools and districts using Mosaic™ by ACT® SEL products.
- **The ACT, PreACT, PreACT 8/9, and ACT Online Prep:** No one can help educators use ACT data better than ACT! Improve student and school growth on ACT assessments.
- **ACT WorkKeys and ACT WorkKeys Curriculum:** Prepare students to take ACT WorkKeys assessments (i.e., NCRC); use the ACT WorkKeys Curriculum for individual student and school implementation.
- **Teaching and Learning Best Practices:** Better understand the ACT test, examine the ACT College and Career Readiness Standards (CCRS), and plan for improved student preparation and success on the ACT.

LEARNING TO IMPROVE TEACHING IS  
ONGOING!

**ACT**<sup>®</sup> Instructional  
Mastery

*Subject-specific courses to improve  
ACT instruction and assessment knowledge  
for educators*

**ACT**<sup>®</sup>



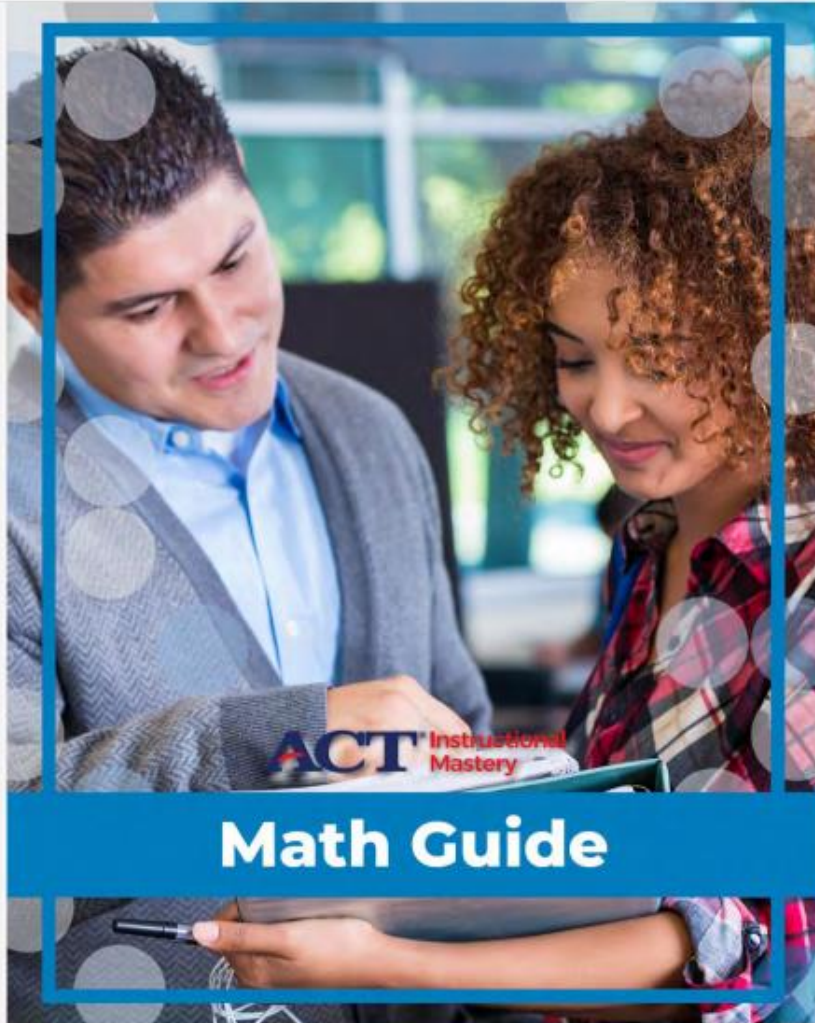
# What is AIM?

- Typically, 2 days, 12-14 hours.
  - In-person – consecutive days.
  - Virtual– more flexibility.
- Subject-specific deep dives.
- Designed to improve ACT preparatory Instruction.
- Capped at 30 participants/course.
- Trainers include ACT test writers.
- Culminates in 30-minute Knowledge Check, with badges awarded to participants passing the assessment.
- 96% would recommend to others: survey responses.



[Visit AIM Website](#)

Note: AIM workshops are offered by ACT at specific times during the year, or they can be scheduled by a school/district for their staff. See website for details.



# AIM EDUCATOR GUIDES

- ACT Overview (content specific)
- Test Taking Strategies
- Problem Solving Strategies with examples
- Domain Information with examples
- Content Area Supporting Documents
  - Vocabulary
  - Graphics, Figures
  - Formulas
  - Calculators

# HOW ARE SCHOOLS USING THE TRAINING?

## ACT Problem Solving Strategies Practice

### Strategy #6: Use Math Problem Solving Tools

Make a list.	
<p>56. At the school carnival, Mike will play a game in which he will toss a penny, a nickel, and a dime at the same time. He will be awarded 3 points for each coin that lands with heads faceup. Let the random variable <math>x</math> represent the total number of points awarded on any toss of the coins. What is the expected value of <math>x</math>?</p> <p>E. 1 G. <math>\frac{3}{2}</math> H. <math>\frac{9}{2}</math> J. 6 K. 9</p>	
Draw a picture.	
<p>47. A room has a rectangular floor that is 15 feet by 21 feet. What is the area of the floor in square yards?</p> <p>A. 24 B. 35 C. 36 D. 105 E. 144</p>	
<p>46. A container is <math>\frac{1}{8}</math> full of water. After 10 cups of water are added, the container is <math>\frac{3}{4}</math> full. What is the volume of the container, in cups?</p> <p>F. <math>13\frac{1}{2}</math> G. <math>13\frac{1}{4}</math> H. 15 J. 16 K. 40</p>	
<p>18. Four points, A, B, C, and D, lie on a circle having a circumference of 15 units. B is 2 units counterclockwise from A. C is 5 units clockwise from A. D is 7 units clockwise from A and 8 units counterclockwise from B. What is the order of the points, starting with A and going clockwise around the circle?</p> <p>F. A, B, C, D G. A, B, D, C H. A, C, B, D J. A, C, D, B K. A, D, C, B</p>	

ACT Instructional Mastery: Math Guide, ACT, 2022.

- Instructional Decisions
  - (knowledge, strategies, emphasize)
- Resources to embed ACT content when needed
  - (problems, vocabulary, formulas, etc.)
- Practice problems: warm-ups, examples
- Strategy & Problem Solving Practice
- Item Writing
- Calculator Techniques
- Share about online experience
- Writing Prompts (see next slide)



# Why ACT Instructional Mastery?

- ACT Instructional Mastery courses include content to enhance the foundational knowledge of the ACT College and Career Readiness Standards and Benchmarks with a focus on classroom application.
- ACT Instructional Mastery provides educators with teaching strategies that can be integrated immediately into regular classroom instruction while also boosting teacher knowledge, skills, and confidence to elevate rigor in the classroom.
- All courses are interactive and practical and provide an opportunity to share ideas and teaching techniques with colleagues.

**ACT<sup>®</sup> Instructional  
Mastery**

# How AIM Benefits to Schools and Districts



Gain	Gain a better understanding of the ACT test and learn evidence-based ways to improve instruction of ACT preparation.
Provide	Provide a methodology to offer quality ACT test preparation for all students, supporting equity and access.
Learn	Learn teaching strategies that advance students' abilities to successfully master the core academic skills needed for college success.
Bring	Bring outsourced test prep programs in house at the school/district level for potential savings.
Build	Build knowledge and confidence for educators.

# Badges and Certificates



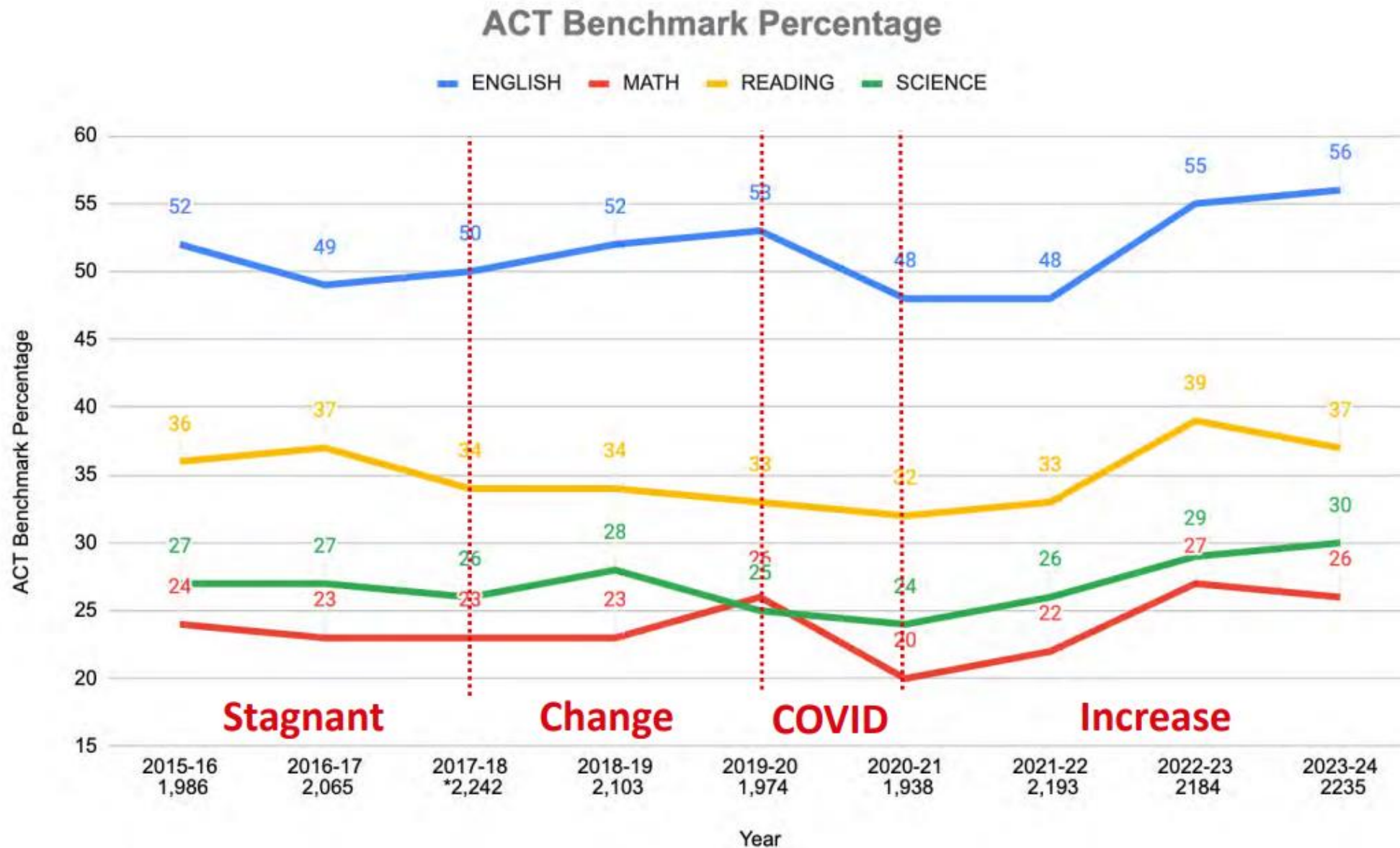
**ACT**<sup>®</sup> Instructional  
Mastery

- Participants who complete a course will receive a certificate of completion.
- Digital badges will be earned by those who pass the knowledge checks throughout each course.



# ■ ACT DATA: BENCHMARK

Baldwin County Public Schools (AL)





**Combine ACT Instructional Mastery courses and ACT Online Prep:**

- ACT Instructional Mastery courses in your professional development program provide teachers with the content confidence they need to deliver rigorous ACT-aligned curriculum and instruction.
- Once trained, teachers then build the content confidence in students by using ACT Online Prep to strengthen knowledge and skills in course work and on The ACT to be college and career ready.
- The combination of ACT Instructional Mastery and ACT Online Prep also provides your school with the one-two punch in school improvement strategies you need to show growth in rigorous learning for both your students and your educators!



## What is WorkKeys?

ACT® WorkKeys® is a system of assessments, curriculum and skills profiling that determine, build, and measure essential workplace skills that can affect job performance and increase opportunities for career changes and advancement.



# THE CHALLENGE

How to show employers qualified candidates are ready to work?

How do students demonstrate career readiness?

How can we match employability skills to what employers want?







# What is the ACT National Career Readiness Certificate?

- The National Career Readiness Certificate (NCRC) is a portable, stackable, **Career Readiness Certificate** that can verify the essential skills for workplace success.
- Recognized in ALL 50 states
- **Endorsed by over 30,000 employers**
- Over 6 million credential earners nationwide



- There is a national shortage of 1.7 million workers across the country.
- More and more students are opting OUT of 4-year universities (5% reduction in freshmen enrollment in 2024).
- “Florida has a labor shortage, with 53 available workers for every 100 open jobs, according to data from the U.S Chamber of Commerce.” – *Palm Beach Post*, April 2025
- WorkKeys can supplement school credentials for employability.

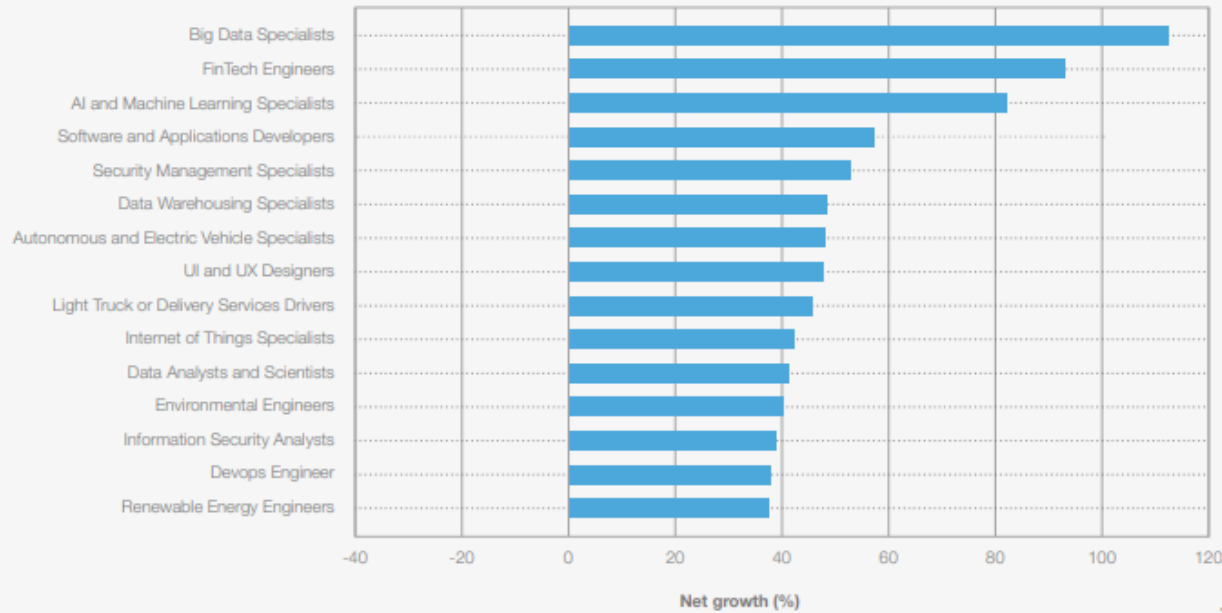
# WEF Future of Jobs Report 2025

## Fastest Declining Jobs

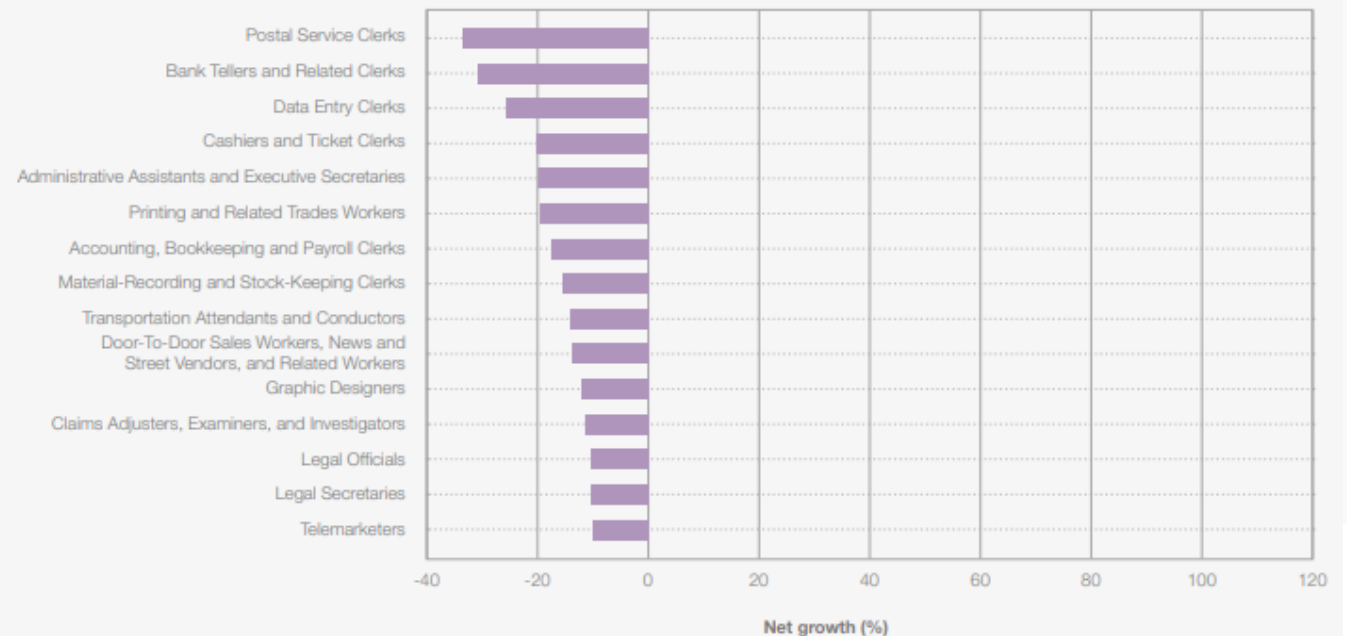
## Fastest Growing Jobs

Technology is quickly changing the world job market, and we must ensure students are prepared for these changes. **By 2030, only 33% of work tasks will require human delivery.**

Top fastest growing jobs



Top fastest declining jobs

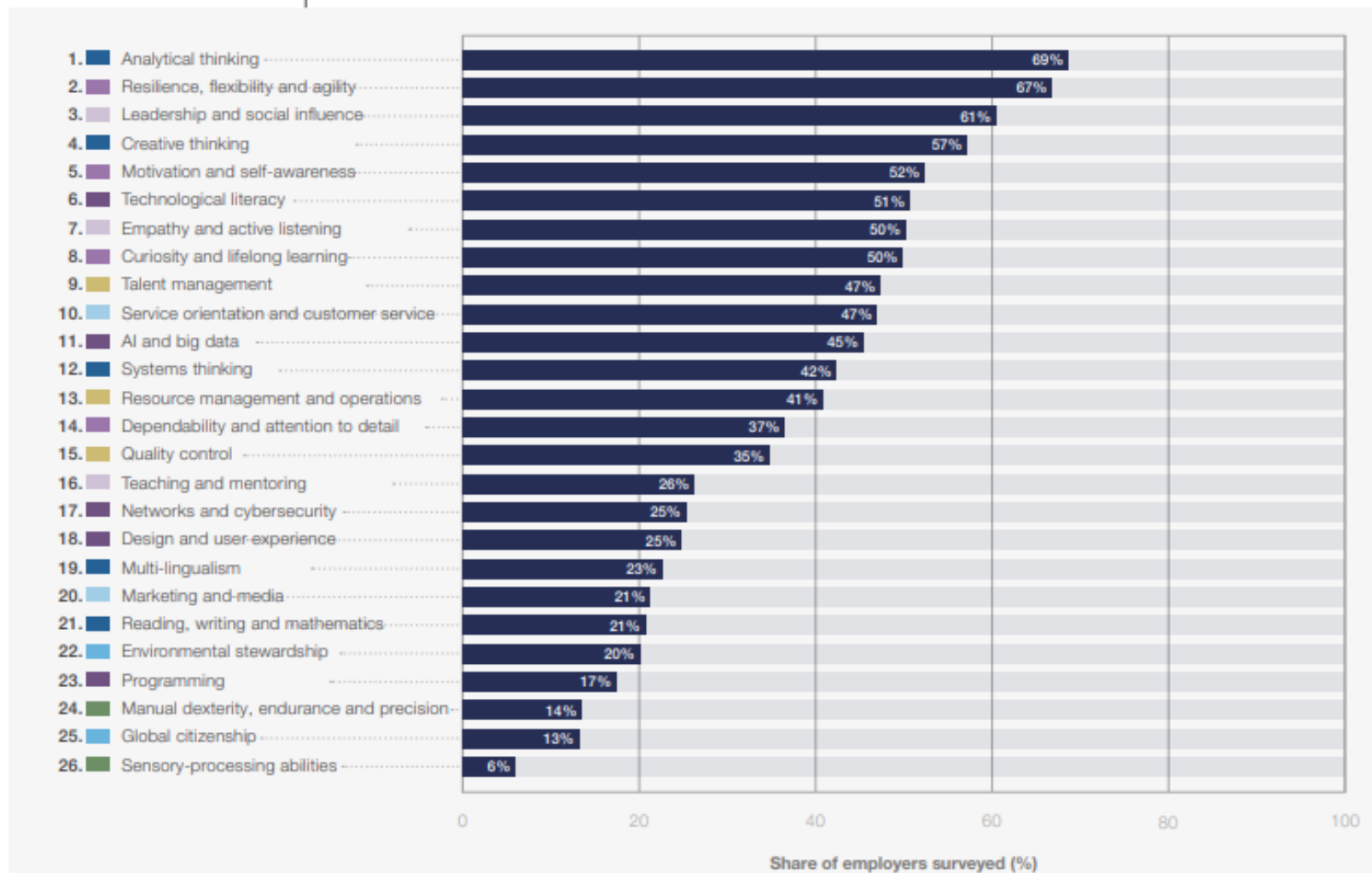


# Core Skills for the workplace

FIGURE 3.3

## Core skills in 2025

Share of employers who consider the stated skills to be core skills for their workforce.







## In 3 hours or less: WORKKEYS ASSESSMENTS

1. Applied Math
2. Workplace Documents
3. Graphic Literacy

### Applied Math

Builds ability to apply mathematic principles, which measures critical thinking and problem solving techniques for situations that actually occur in today's workplace

### Workplace Documents

Measures the skills people use when they read and use written text such as memos, letters, directions, signs, notices, bulletins, policies, and regulations on the job

### Graphic Literacy

Builds the ability to find, analyze and apply information presented in workplace graphics (Charts, diagrams, floorplans, etc.)



Available in English & Spanish  
Available web-based or paper/pencil  
Available as certificate & digital badge

# How NCRC aligns to employability skills

NCRC measures skills relevant to

**ANY occupation, at ANY level, and across ALL industries**

Awarded at one of four levels:



Score Level - 3



Score Level - 4




Score Level - 5



Score Level - 6/7

The certificate level awarded is based on lowest score level earned on each of the three assessments.

*Students may re-test to increase their certificate level.*



Match skills with Careers - CTE Pathways - Occupational training programs



- Veterinary Assistant
- Welder
- Pharmacy Aid
- EMT
- Construction Equipment Operator



- Human Resource Manager
- Head Cook
- Medical Assistant
- Kindergarten Teacher
- Aircraft Mechanic
- Radiologist Technician



- Pharmacy Technician
- Speech Language Pathologist
- Accountant
- Ship Captain
- Climate Change Analyst
- School Counselor



- Airline Pilot
- Fuel Cell Engineer
- Mechanical Engineers
- Physicists

<http://jobprofiles.act.org/>



## WorkKeys is different than traditional educational assessments

[ACT WorkKeys](#) [Curriculum ▾](#) [Assessments ▾](#) [NCRC ▾](#) [Job Profiling ▾](#) [Contact Us](#) [Test Site Locator Form](#) [WorkKeys Estimator Order Form](#)

### Level 3 - Graphic Literacy

You regularly check the pressure gauge on a large tank.



1. According to the gauge shown, what is the current pressure (in PSI)?

- A. ☐ 30
- B. ☐ 35
- C. ☐ 40
- D. ☐ 45
- E. ☐ 100

Simple workplace graphic; examinees find one piece of information.






## Level Three - Applied Math

In your job as a cashier, a customer gives you a \$20 bill to pay for a can of coffee that costs \$3.84.

Single subtraction operation. Numbers are presented in the logical order. Decimal conversion may be necessary (dollars and cents).

1. How much change should you give back?

- A. ☐ \$15.26
- B. ☐ \$16.16
- C. ☐ \$16.26
- D. ☐ \$16.84
- E. ☐ \$17.16





## Level Three - Workplace Documents

### ATTENTION CASHIERS:

All store employees will now get 20% off the price of clothes they buy here. Please follow the new directions listed below.

#### Selling clothes to employees

- Ask to see the employee's store identification card.
- Enter the employee's department code number into the cash register.
- Use the cash register to take 20% off the price. Then push the sales tax button.
- Write your initials on the sales receipt.
- Sell clothes to employees during store hours only.

#### Accepting clothing returns from employees

[Sample Items: Workkeys.org](https://www.workkeys.org)

1. **You are a cashier. According to the notice shown, what should you write on a store employee's receipt?**
  - A. ☐ The employee's identification number
  - B. ☐ The employee's department number
  - C. ☐ The amount of sales tax
  - D. ☐ The 20% discount price
  - E. ☐ Your initials

Simple and direct sentences. Vocabulary includes common everyday words. Examinees have to pick out a clearly stated detail.



## How to Leverage your NCRC:

- Pre-requisites for Apprenticeships & Pre-Apprenticeships
- Certificate of Course Completion in CTE programs
- Pre-employment testing for employers
- Connect to occupations through CREDLY
- Stack certificates to enhance employability
- Apply for credit for prior learning at colleges
- Add certification to resume
- Add skills to work permit

# 30,000 Employers Nationwide Support NCRC as Part of Their Applicant Screening Processes





# Predicted NCRC levels

**Table 1.** Composite Score Range Corresponding to Predicted NCRC Levels

Predicted NCRC Level	PreACT Composite Score Range		ACT Composite Score Range
	Grade 9	Grade 10	
Below Bronze	1–8	1–9	1–12
Bronze	9–13	10–14	13–16
Silver	14–17	15–19	17–21
Gold	18–21	20–24	22–26
Platinum	22–35	25–35	27–36



## NCRC Credit for Prior Learning (CPL)



**Platinum earns up to (6) Credit Hours**

*Three Credit Hours each for:*  
Subjects: Technical Math & Introduction to Information Literacy



**Gold earns Up to (4) Credit Hours**

*Two Credit Hours each for*  
Subjects: Technical Math & Introduction to Information Literacy



**Silver earns Up to (2) Credit**

*One Credit Hour each*  
Subjects: Technical Math & Introduction to Information Literacy





## Research-based studies

Evidence shows strong correlation between NCRC and **higher earnings, better job performance ratings**, increased HSE completion rates.



Students with an NCRC are **more likely to on to earn other certificates** and **participate in post-secondary opportunities**.



ACT WorkKeys scores can **predict success in postsecondary education & training programs**.

# Earn the NCRC- Use Descriptions for Resume Building



ACT certifies that

**Jane P. Sample**

has earned the ACT WorkKeys National Career Readiness Certificate™ at the **Platinum** level.

Registered Certificate # JS  
Issue Date: 2/17/18

The certificate holder has earned a **Silver ACT WorkKeys NCRC**. The certificate holder's Level Score on each individual assessment is provided below. The types of skills measured by each assessment are described at right.

**Jane P. Sample**

**ACT WorkKeys Applied Math**

**4**

**ACT WorkKeys Graphic Literacy**

**4**

**ACT WorkKeys Workplace Documents**

**5**

The ACT WorkKeys National Career Readiness Certificate™ (ACT WorkKeys NCRC) is an assessment-based credential of widely applicable foundational employability skills. Individuals demonstrate skill mastery through their assessment scores. When individual skills are aligned to the skills needed for a job, workers tend to learn job-related tasks more quickly, benefit from on-the-job training, and obtain new knowledge and skills.

The certificate holder has earned a **Silver ACT WorkKeys NCRC**. The certificate holder's Level Score on each individual assessment is provided below. The types of skills measured by each assessment are described at right.

**Jane P. Sample**

ACT WorkKeys Applied Math	<b>4</b>
ACT WorkKeys Graphic Literacy	<b>4</b>
ACT WorkKeys Workplace Documents	<b>5</b>

## Applied Math Level Score 4

You scored at Level 4. People who score at Level 4 have demonstrated all of the Level 3 skills. They also have demonstrated the ability to:

- Solve problems that require one or two mathematical operations. They can add, subtract, or multiply using positive or negative numbers (such as 10 or -2), and they can divide positive numbers (such as 10).
- Calculate the average or mean of a set of numbers (such as 3). For this, they may use whole numbers and decimals.
- Figure out simple ratios (such as ¼), simple proportions (such as 10/100 cases), or rates (such as 10 mph).
- Add commonly known fractions, decimals, or percentages (such as ½, 0.75, or 25%).
- Add or subtract fractions with a common denominator (such as ¼ + ¼ + ¼).
- Multiply a mixed number (such as 12 1/8) by a whole number or a decimal.
- Put the information in the right order before they perform calculations.

To find the Applied Math Level 3 skills, please refer to the ACT WorkKeys website at [www.act.org/workkeys](http://www.act.org/workkeys).

## Graphic Literacy Level Score 4

You scored at Level 4. People who score at Level 4 have demonstrated all of the Level 3 skills. They also have demonstrated, using graphics designed at the high-moderate level, the ability to locate and find information. Additionally, using graphics designed at the low-moderate level, they have demonstrated the ability to:

- Locate information in a graphic using information found in a second graphic.
- Compare two or more pieces of information.
- Identify a trend/pattern/relationship.
- Make an inference or decision.
- Identify the graphic that accurately represents the data.

To find the Graphic Literacy Level 3 skills, please refer to the ACT WorkKeys website at [www.act.org/workkeys](http://www.act.org/workkeys).

## Workplace Documents Level Score 5


You scored at Level 5. People who score at Level 5 have demonstrated all of the Levels 3 and 4 skills. They also have the ability to read and comprehend longer workplace documents written in more complex sentences that use more advanced vocabulary, including unfamiliar technical words, jargon, and acronyms. The information in Level 5 documents is generally stated directly, but specific details may be more difficult to find because the documents also may have extraneous information. In reading these documents, they are able to:

- Identify specific details.
- Infer the meaning of a word or phrase from context.
- Apply information/instructions to a new situation that is similar to the one described in the document while considering changing conditions.
- Apply information/instructions that include conditions to situations described in the document.
- Identify the appropriate meaning of an acronym, jargon, or technical term defined in the document.
- Apply technical terms and jargon to stated situations.
- Make inferences to accomplish a goal.

To find the Workplace Documents Levels 3 and 4 skills, please refer to the ACT WorkKeys website at [www.act.org/workkeys](http://www.act.org/workkeys).



Credly





# Digital Badges | Digital Currency



Skills Tags

Level: Foundational

[Additional Details](#)

## National Career Readiness Certificate Gold (v4)

Issued by [ACT, Inc.](#)

The National Career Readiness Certificate (NCRC) is an assessment-based credential comprised of the Applied Math, Graphic Literacy, and Workplace Documents assessments. The NCRC certifies essential skills relevant across industries and to multiple post-secondary pathways. Trusted by employers, the NCRC assessments are also administered statewide to juniors and seniors in over a dozen states and serve as the basis of workforce and economic development initiatives.

### Skills

Applied Math

Communication

Critical Thinking

Data Analysis

Evaluate Information

Gathering Information

Introduction to Organizational Communication

Math

Problem Solving

Quantitative Analysis

Reading

Reading Graphs

### Earning Criteria

The credential verifies skill proficiency in: problem solving; critical thinking; reading and using work-related text; applying information from workplace documents to solve problems; applying mathematical reasoning to solve work-related problems; setting up and performing work-related mathematical calculations; locating, synthesizing, and applying information that is presented graphically; and comparing, summarizing, and analyzing information presented in multiple related graphics.

An examinee must earn a minimum level score of 3 to earn an ACT NCRC. Based on the scores students are awarded at four levels - Bronze, Silver, Gold, and Platinum. All three exams.

### Endorsements

This credential has been successfully endorsed for college credit. It is recognized for college credits. For more information about college credit, visit [www.acenet.edu](http://www.acenet.edu).



GED® Credential  
GED Testing Service



### Certificate of Culinary Leadership

Issued by [American Culinary Federation](#)  
Earners of this badge participated in advanced-level management seminars, management, restaurant/employment law, costing and purchasing business, and wellness and mentorship.

Learning Advanced

### 203,532 Job Openings

Math in [United States](#)

#### Top Job Titles

Job Title	Postings
Pharmacy Technician Pharm Apprenticeship	2,703
Assistant Manager	2,033
Cashier	1,695
Supervisor	1,499
Pharmacy Customer Associate Designated Hitter	1,392

[Show More](#)

#### Top Locations

Location	Postings
New York, NY	1,786
	1,402
	1,285
	1,182
	1,080

[Show More](#)

### Pharmacy Technician

Walgreens • OSSIPPEE, New Hampshire

[Share](#) [Save Job](#)

[Apply for This Job](#)

#### Job Description

- In accordance with state and federal regulations, assists the pharmacist, under direct supervision, in the practice of pharmacy. Assists the pharmacist in the performance of other Pharmacy Department duties in accordance with Company policies and procedures.
- Responsible for using pharmacy systems to obtain patient and drug information and process prescriptions. If PTCB or ExCPT certified, assists with and coaches pharmacy technicians in the operation of pharmacy systems and cashiers in the operation of the pharmacy cash registers.
- Models and delivers a distinctive and delightful customer experience.

#### Customer Experience

- Engages customers and patients by greeting them and offering assistance with products and services. Resolves customer issues and answers questions to ensure a positive customer experience.
- Models and shares customer service best practices with all team members to deliver a distinctive and delightful customer experience, including interpersonal habits (e.g., greeting, eye contact, courtesy, etc.) and Walgreens service traits (e.g., offering help proactively, identifying needs, servicing until satisfied, etc.).
- Develops strong relationships with most valuable customers.

#### Job Information

Job Category: Retail

Upper Middle Income Jobs (\$50K-\$79K)

Postings

27,696

12,267

47,691



## Showcasing the NCRC

- In 3-hours or less, learners can earn a credential that will get them **noticed as they apply for jobs**
- Add proof of career ready skills to student's **portfolio and/or resume**
- Proves to potential employers that students are **willing to go the extra mile**
- Students may qualify for **CPL** at participating colleges
- **Stack and share digital credentials** with employers



Find jobs

Company reviews

Find salaries

## What are people saying about the ACT WorkKeys National Career Readiness Certificate (NCRC)?

**\$ Did this certification help you make more money?**

Based on 5,454 responses



49% said earning their ACT WorkKeys National Career Readiness Certificate (NCRC) helped them **make more money**

**👛 Did this certification help you get a job?**

Based on 5,454 responses



61% said earning their ACT WorkKeys National Career Readiness Certificate (NCRC) helped them **get a job**

**👍 Would you recommend this certification?**

Based on 5,455 responses



95% said they **would recommend** a family member or friend earn their ACT WorkKeys National Career Readiness Certificate (NCRC)

<https://www.indeed.com/certifications/view/act-workkeys-national-career-readiness-certificate-ncrc-YI3HW5HH>







## WorkKeys Curriculum

- The ACT WorkKeys Curriculum is a proven tool for helping individuals acquire skills critical to workplace success.
- Boost job skills, enable greater individual success, and deliver a highly productive workforce
- It is easy to implement and can be accessed from any computer, tablet, or mobile device.
- A WorkKeys Curriculum site license provides you with unlimited access to the curriculum. (The more learners you serve, the per person cost decreases.)





## WorkKeys Curriculum

1

### **Convenient**

It's easy to implement and can be accessed from any computer, tablet, or mobile device.

2

### **Personalized**

Each course includes a pre-course placement screener to guide learners to their ideal starting point.

3

### **Effective**

Each course offers end-of-level quizzes to check for mastery.

4

### **Interactive**

Learners can practice skills via embedded, interactive components that cover a variety of topics.



### WorkKeys NCRC- Aligned Courses

- Applied Math
- Graphic Literacy
- Workplace Documents

### WorkKeys- Aligned Courses

- Applied Technology
- Business Writing
- Workplace Observation

### Essential Skills Courses


- Working in Teams
- Interpersonal & Business Communication
- Workplace Discipline
- Problem Solving & Critical Thinking
- Financial Awareness
- Customer Service



[ACT WorkKeys  
Curriculum  
Course Outline](#)



Reflect  
Share



WorkKeys®



# Leveraging Data for Student Success

Florida ACT Roadshow – April 2025



# 2025-2026 State and District Testing

## **Need/Want to offer more opportunities this year?**

- Between May 1 and June 30, you can purchase ACT prebilled vouchers at a 2 for \$99 rate.
- Students can use these vouchers for any national test date registration through June 24, 2026.
- You can purchase the vouchers for your students OR you can have students pay your school and issue the vouchers to them.

# ACT State Choice Administration Dates

Test Window 1 Standard <b>Paper</b>	<b>February 24, 2026</b>
Test Window 1 Accommodations <b>Paper</b>	February 24-27, March 2-6
Test Window 1 Standard and Accommodations <b>ONLINE</b>	February 24-27, March 2-6
Test Window 2 Standard <b>Paper</b>	<b>March 24, 2026</b>
Test Window 2 Accommodations <b>Paper</b>	March 24-27, March 30-31, April 1-3
Test Window 2 Standard and Accommodations <b>ONLINE</b>	March 24-27, March 30-31, April 1-3
Test Window 3 Standard <b>Paper</b>	<b>April 7, 2026</b>
Test Window 3 Accommodations <b>Paper</b>	April 7-10, April 13-17
Test Window 3 Standard and Accommodations <b>ONLINE</b>	April 7-10, April 13-17

- ALL State Test options will include science
- Districts can choose paper or online; *however, standard time paper can only be tested on the single date listed*
- Initial testing can occur on paper with an option for makeup administrations online
- Students will receive the Enhanced ACT blueprint for the State Test option



# District Testing Information

Test Administration*	Enrollment/Signed Agreement & School List Deadline**	Change In Participation Request(s) Deadline***	Paper Test Date	Online Testing Window
<b>Fall 2025 (Online &amp; Paper)</b>	August 27, 2025	September 3, 2025	October 14, 2025 (Test Event 1)	October 14-17 & October 20-24 (Test Event 1)
			October 28, 2025 (Test Event 2)	October 28-31 & November 3-7 (Test Event 2)
<b>Initial Spring 2026 (Online Only)</b>  Reminder ACT Enhancements deploy for districts / schools	January 21, 2026	January 21, 2026	N/A	February 24-27 & March 2-6 (Test Event 1)
<b>Early Spring 2026 (Online &amp; Paper)</b>  Reminder ACT Enhancements deploy for districts / schools	January 21, 2026	January 28, 2026	March 10, 2026 (Test Event 1)	March 10-13 & March 16-20 (Test Event 1)
			March 24, 2026 (Test Event 2)	March 24-27 & March 30-April 3 (Test Event 2)
<b>Late Spring 2026 (Online &amp; Paper)</b>  Reminder ACT Enhancements deploy for districts / schools	February 18, 2026	February 25, 2026	April 7, 2026 (Test Event 1)	April 7-10 & April 13-17 (Test Event 1)
			April 21, 2026 (Test Event 2)	April 21-24 & April 27-30, May 1 (Test Event 2)

# District Testing Information

- Schools/Districts can choose paper OR online for College Reportable. NCR is only available via paper 25-26.
- **You can choose to administer Science** or without Science. (Science is not required with NCR.)
- You can offer **NCR-CR combination administrations**.
- Enrollment can be done for the fall window and 1 spring window.
- The cost is **41.50** per completed test, with **FL26DT** Group Code.
- Schools/Districts can pay the cost OR have students pay for their assessments. The invoice goes to the contracting agency.
- The Test Administration platform will be ACT Now-TCM.

# PreACT Secure:

## Use this data to improve student ACT performance

### Ideas for Progress

Ideas for Progress are based on your scores. The improvement suggestions provided are a sample of the ideas for Progress for your subject scale score. Your particular profile of strengths and weaknesses will influence which suggestions are most relevant for you. More information can be found at [www.act.org/standards/ideasforprogress](http://www.act.org/standards/ideasforprogress).

#### MATH

##### Number & Quantity

- recognize, identify, and apply basic properties of real numbers (e.g., commutative, associative, identities)

##### Algebra

- evaluate algebraic expressions and solve simple equations, using integers for Algebra

##### Functions

- use function notation to create equations that model real-world and mathematical problems

##### Geometry

- find area and perimeter of triangles and rectangles by substituting given values into standard geometric formulas

##### Statistics & Probability

- gather, organize, display, and analyze data in a variety of ways for use in problem solving

#### ENGLISH

##### Production of Writing

- read drafts with a partner and discuss how changing specific words or phrases would change each draft's purpose

##### Knowledge of Language

- revise drafts to make writing more concise and precise

##### Conventions of Standard English

- practice recognizing fused sentences or run-ons and how to separate them into two simpler, clearer sentences
- check drafts by circling the prepositions to ensure they are the ones intended
- find examples of commas used to set off parenthetical phrases in advertising copy or published authors' work

#### SCIENCE

##### Interpretation of Data

- create a visual display that summarizes a set of raw data

##### Scientific Investigation

- read experiments, and identify the tools and measurements used

##### Evaluation of Models, Inferences & Experimental Results

- critique the claims and evidence presented by peers by citing examples from data sets that support or refute their claims

#### READING

##### Key Ideas & Details

- distinguish between what is most and least important in increasingly challenging texts
- distinguish between key concepts and subordinate ideas in a text and write a concise summary about one of the key concepts
- examine events in written or nonprint sources to determine the primary cause(s) and final outcome(s)

##### Craft & Structure

- research words and phrases from different sources, identifying their shades of meaning in various contexts or situations
- explain why an author may use one or more organizational patterns
- search for clues that suggest the viewpoint from which a challenging literary narrative is written or told and determine whether that point of view is reliable or biased

##### Integration of Knowledge & Ideas

- defend or challenge the author's or narrator's assertions by locating several key pieces of information in a text
- synthesize information from multiple informational texts to clarify understanding of important concepts and ideas

SAMPLE

### Next Steps



Practice! ACT offers a variety of resources to help students continue to prepare for the ACT test. Visit [www.act.org/testprep](http://www.act.org/testprep) to find solutions to fit your needs.

Sign up now! Register for the ACT at [www.act.org](http://www.act.org).

For more information regarding using your PreACT Results please scan this code or visit <https://success.act.org/s/article/Using-Your-PreACT-Secure-Results>



**RETENTION POLICY**  
We keep registration records for 5 years, answer documents for at least 1 year, and test scores indefinitely.

SAMPLE

ANN C. TAYLOR

ACT ID: 123876

Test Date: March 8, 2025


WASHINGTON HIGH SCHOOL (Code: 123456)

Grade: 10

PreACT<sup>Secure</sup>  
Student Report

### Your Composite Score is 19

This graph shows your scores and how they compare to the Readiness Benchmarks.



Your Score\*

Your Score Range

Readiness Benchmark

Your scores include different scores for each subject test (math, science, English, and reading) along with the average of all of your subject scores (the Composite score). The STEM score is the average of your math and science scores.

Your Score Range

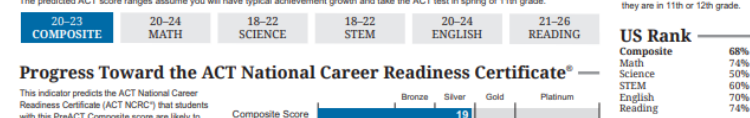
Test scores are estimates of your educational performance. Think of your true achievement on this test as being within a range as shown by the bands around your scores.

Readiness Benchmarks

Students who score at or above the benchmark are on target to meet the ACT College Readiness Benchmark when they are in 11th or 12th grade.

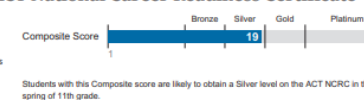
### Your Predicted ACT Composite Score Range is 20-23

The predicted ACT score ranges assume you will have typical achievement growth and take the ACT test in spring of 11th grade.



### Progress Toward the ACT National Career Readiness Certificate®

This indicator predicts the ACT National Career Readiness Certificate (ACT NCRC) that students with this PreACT Composite score are likely to obtain. The ACT NCRC is an assessment-based credential that documents foundational work skills important for job success across industries and occupations. Visit [www.act.org/NCRC-indicator](http://www.act.org/NCRC-indicator) to learn more.



### Your Detailed PreACT Results

The scores below represent your performance on reporting categories measured by the test. Reporting category designations are provided to help you to start to focus on strengths and weaknesses. Categories with only a few items may be less representative of your overall performance in that category.

MATH			ENGLISH		
Reporting Category	Correct/Total	Percent Correct	Reporting Category	Correct/Total	Percent Correct
Preparing for Higher Math	13/21	62%	Production of Writing	10/14	71%
• Number & Quantity	3/3	100%	Knowledge of Language	5/7	71%
• Algebra	3/5	60%	Conventions of Standard English	14/24	58%
• Functions	4/5	80%			
• Geometry	2/5	40%			
• Statistics & Probability	1/3	33%			
Integrating Essential Skills	7/15	47%			
Modeling	4/10	40%			
SCIENCE			READING		
Reporting Category	Correct/Total	Percent Correct	Reporting Category	Correct/Total	Percent Correct
Interpretation of Data	6/12	50%	Key Ideas & Details	10/14	71%
Scientific Investigation	6/10	60%	Craft & Structure	4/8	50%
Evaluation of Models, Inferences & Experimental Results	2/8	25%	Integration of Knowledge & Ideas	2/3	67%

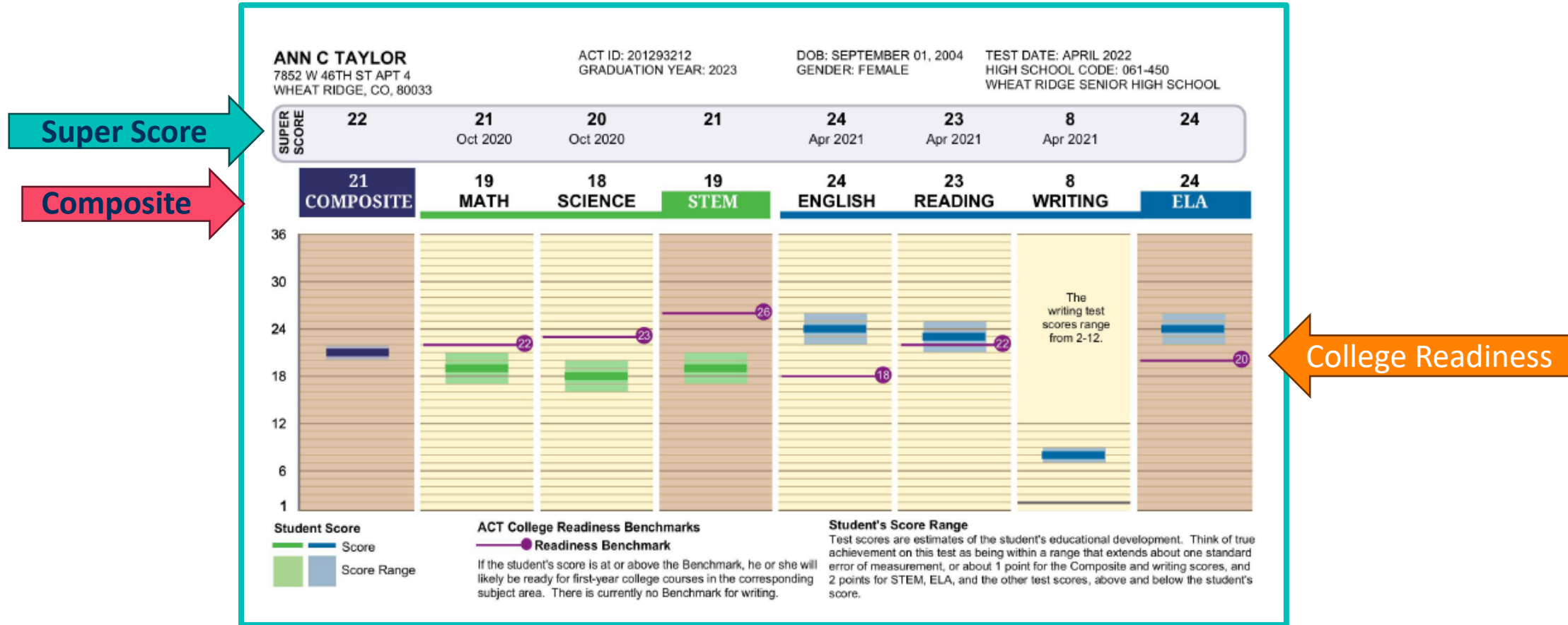
\* About the PreACT test and score scale

Composite Score: For each test we converted your number of correct answers into a

# Student scores have reported – what's next?

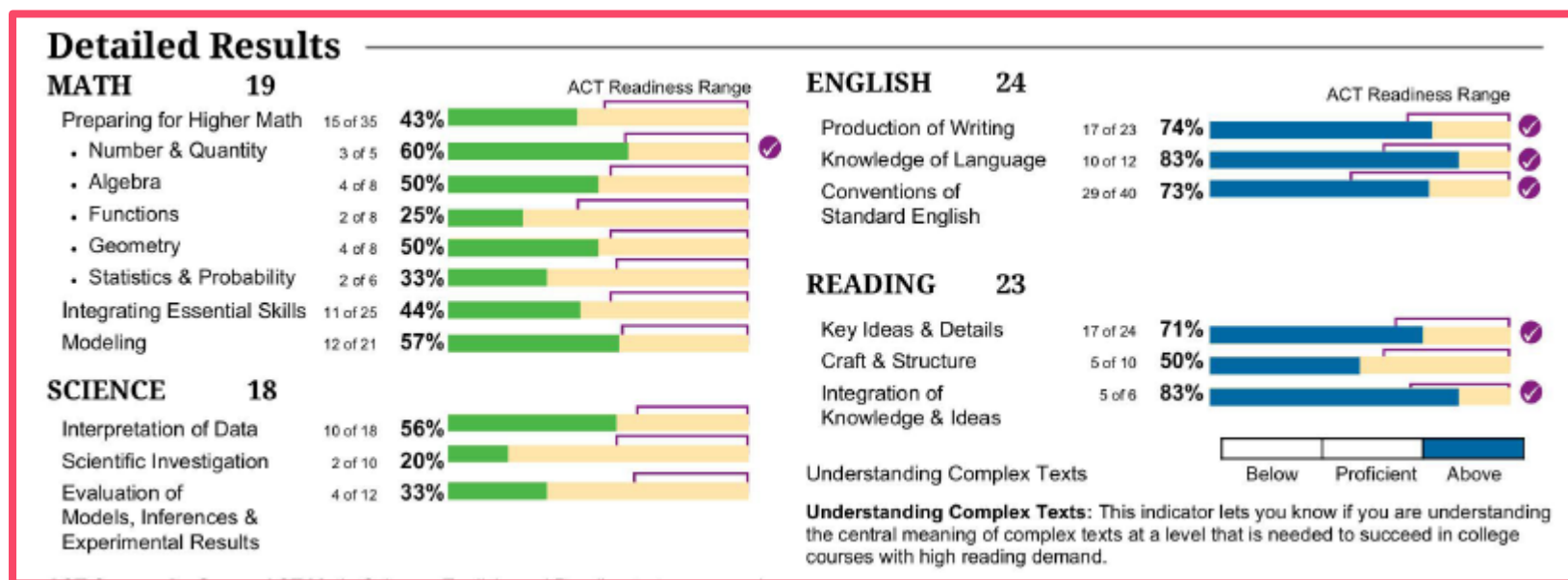
Helping students understand their score reports

# Score Reports: Helping Students Interpret Reports



# Reporting Categories

Use the reporting categories to see areas of strength and areas for improvement



# College and Career Readiness Benchmarks

Subject	Scores*	First-Year College Course
English	18	English Composition
Math	22	College Algebra
Reading	22	Social Sciences
Science	23	Biology
ELA	20	English Composition and Social Sciences
STEM	26	Calculus, Chemistry, Biology, Physics, and Engineering

\*The ACT College Readiness Benchmarks are the ACT scores that represent the level of achievement required for students to have a 50% chance of obtaining a B or higher or about a 75-80% chance of obtaining a C or higher in corresponding credit-bearing courses.



# What is a 'good score'?

## -Bright Futures, College Admissions, etc.

- Good scores are relative – What is your goal? How are you using them?
- Current guidelines for Bright Futures – pictured to the right
- Language about their score interpretation should come directly from Bright Futures or your counselor
- Contact colleges, in writing, for their Science policy, if not publicly posted

Type	16 High School College-Preparatory Course Credits <sup>1</sup>	High School Weighted Bright Futures GPA	College Entrance Exams by High School Graduation Year (ACT®/CLT®/SAT®)	Volunteer Service Hours <sup>2</sup>	Paid Work Hours <sup>2</sup>
FAS	4 - English (three must include substantial writing) 4 - Mathematics (at or above the Algebra I level) 3 - Natural Science (two must have substantial laboratory)	3.50	2024-25 Graduates: 29/96/1340 2025-26 Graduates: 29/95/1330	100 hours	100 hours
FMS	3 - Social Science 2 - World Language (sequential, in same language)	3.00	2024-25 Graduates: 25/84/1210 2025-26 Graduates: 24/82/1190	75 hours	100 hours

# Graduation Concordance Information

**NOTE:** DOE does allow the combination of NCR and CR scores to meet graduation concordance. Be sure you are checking ALL scores, not just district NCR testing.

Scores pictured to the right will likely be updated this summer.

Table 3: Grade 10 ELA Concordant Scores<sup>1</sup>

Available for students who entered grade 9 in 2020–21 and beyond:

SAT EBRW/RW <sup>2</sup>	180
ACT English and Reading subtests (averaged) <sup>3</sup>	18
CLT Verbal Reasoning and Grammar/Writing sections sum <sup>4</sup>	50

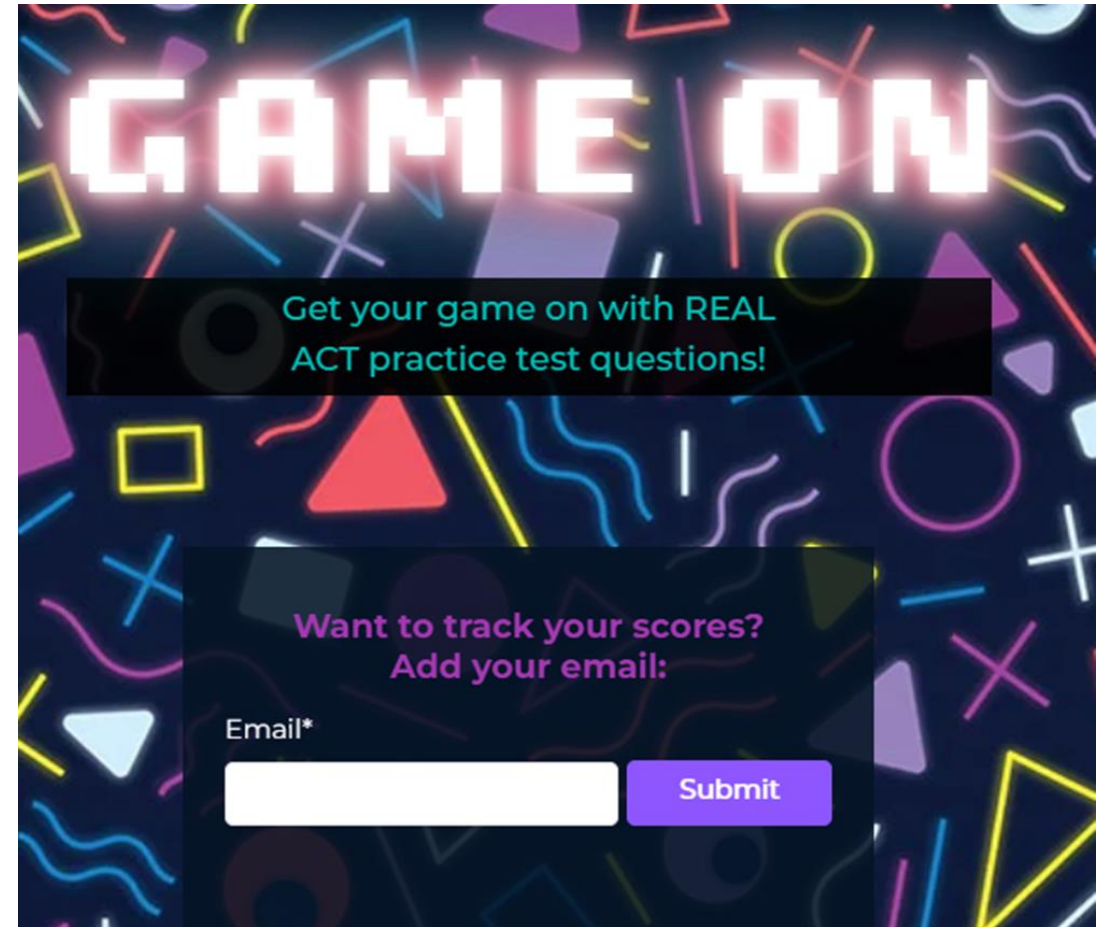
Table 4: Algebra 1 EOC Comparative Scores<sup>1</sup>

Available for students who entered grade 9 in 2020–21 and beyond:

PSAT/NMSQT Math	430
SAT Math	420
ACT Math	16
CLT Quantitative Reasoning section	11
Geometry EOC	Level 3

# How can students improve their scores and prepare for a retest?

- Quiz Me: <https://quizme.act.org/>
- Complete Practice Tests on [Test Nav](#)
- Review [The ACT Test Guide 2024-2025](#)
- If you qualify/use a fee waiver, complete your 100 hours of online practice
- Official ACT Prep Guide
- ACT Online Question Bank and Practice Tests on [act.org](https://act.org)



# Sample ACT and PreACT Score Report Activity

## Using the ACT score report:

- What was Ann's composite score for this test?
- For what test event did she receive her highest science score? What was it?
- For which sections did Ann achieve College and Career Readiness?
- What was the lowest scoring Reporting Category for Ann?
- What was her progress towards the NCRC certification?
- What interest area was highest from her Interest Inventory? What advice might you offer her around this interest?

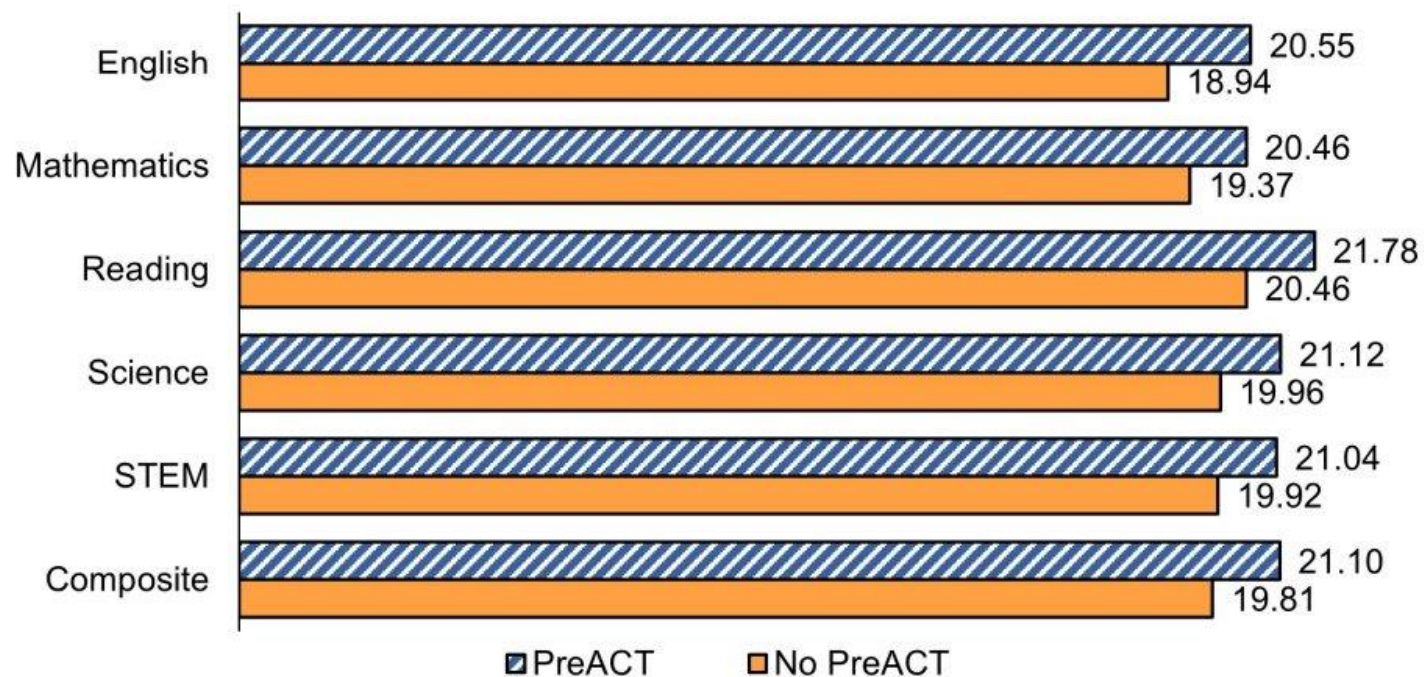
# Sample ACT and PreACT Score Report Activity

## Using the PreACT 8/9 score report:

- What is Ann's ACT Predicted Composite Range?
- What was Ann's high scoring Reporting Category?
- How many items did Ann omit from the entire test?
- What kind of work tasks does Ann prefer? How can you use this for advisement?

# PreACT Leads to Success on the ACT

**Figure 2.** Mean ACT Scores by PreACT Testing Status



Source: [PreACT®-Tested Students in the 2023 ACT®- Tested Graduating Class: A Summary of Performance and Growth](#)



# PreACT® & ACT® Predict AP Exam Success

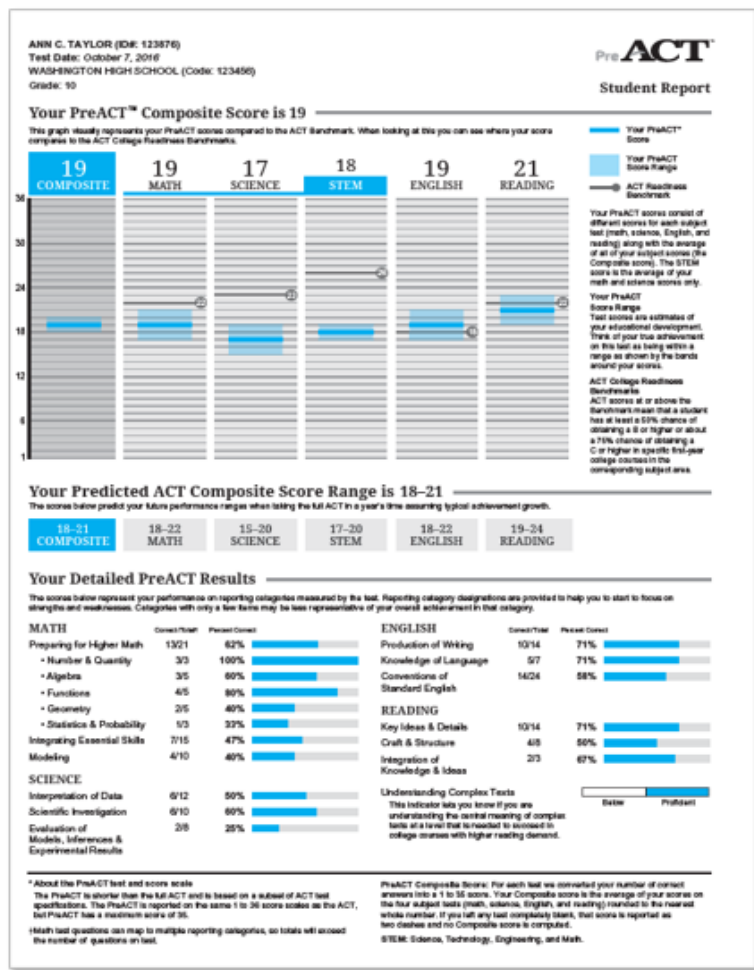
AP course	PreACT/ ACT score	3 or higher		4 or higher	
		Fall	Spring	Fall	Spring
ELA-related					
English Language and Composition	E+R	42	45	54	56
	ELA	20	21	25	26
English Literature and Composition	E+R	49	51	61	62
	ELA	23	24	28	28
European History	E+R	45	49	57	60
	ELA	21	23	26	28
Human Geography	E+R	41	41	52	52
	ELA	19	19	24	24
Psychology	E+R	39	42	46	49
	ELA	19	20	22	23
US Govt and Politics	E+R	47	50	59	61
	ELA	22	23	27	28
US History	E+R	44	47	55	57
	ELA	21	22	25	26
World History	E+R	39	43	51	55
	ELA	19	20	24	25

AP course	PreACT/ ACT score	3 or higher		4 or higher	
		Fall	Spring	Fall	Spring
STEM-related					
Biology	STEM	22	23	26	27
Calculus AB*	STEM	25	25	28	28
Chemistry	STEM	24	25	28	29
Computer Science A	STEM	24	24	28	28
Environmental Science	STEM	23	24	25	26
Macroeconomics	STEM	24	26	27	28
Microeconomics	STEM	23	25	25	28
Physics 1**	STEM	27	27	30	30
Physics C: E and M	STEM	26	28	28	30
Physics C: Mechanics	STEM	25	25	28	28
Statistics	STEM	23	24	27	28

Use PreACT to help identify students who are academically prepared for AP courses, discuss course selections with students, and evaluate students for AVID programs.



# Scale Score Ranges for College Readiness: PreACT



	ACT Benchmark	In Need Range	On Cusp Range	On Target Range
English	18	1-11	12-14	15-35
Math	22	1-16	17-18	19-35
Reading	22	1-16	17-19	20-35
Science	23	1-17	18-20	21-35
STEM	26	1-21	22-23	24-35

Note. Since PreACT does not include a writing test, there are no Scale Score Ranges for ELA.

# Using your Data

Understand all the ways Online Reporting can help you and your students

# Accessing ACT Data: ACT Success



## Sign In

Sign In or [Create Account](#)

Email

Password

[Forgot password?](#)

## Welcome to Success!

The Success community provides ACT customers access to the tools and resources needed to be successful. To view your organization's information, create an account. Accounts will have access to:

**Online Reporting:** Looking for your school's data, trends, and scores? Sign in here to access your personalized data.

**Test Accessibility and Accommodations:** Test Accommodation Coordinators will use this system to request student's accommodations or English Learner supports, receive decision

To get started for Online Reporting, you will need an ACT Success account.

The website can be accessed at [success.act.org](https://success.act.org).

# Success houses multiple resources

### Resources

### Helpful Tools

ACT Central

ACT Test Scores and Reports

ACT Now

PearsonAccess <sup>next</sup>

Test Accessibility and Accommodations

Materials Ordering

Invite New Users

Manage Users

### Important Updates

No new updates.

### Important Messages

You're all set!

Contact Support

# Once in Online Reporting, you can choose several options to explore

-Options include choosing to include National Data or JUST Contract Data

Program: The ACT (All Data) ▲

Roster

The ACT (All Data)

The ACT State Contract

Student Scores (State)

Roster View

Program: The ACT State Contract ▼

Roster

Summary

Data Tools

Contract Reports

Download Hub

Student Scores (State)

Roster View

Student Scores (State)

Non-College Reportable Roster View

Program: The ACT State Contract ▼

Roster

Summary

Data Tools

Contract Reports

Download Hub

My Summary Results (State)

Summary View

Year:

2024-2025

2023-2024

2022-2023

✓ 2021-2022

✓ 2020-2021

Admin:

✓ Fall

✓ Spring

Organization

1 selected (clear)



Search within Stormshire State Organization

✓ Stormshire State Organization

Westfall District



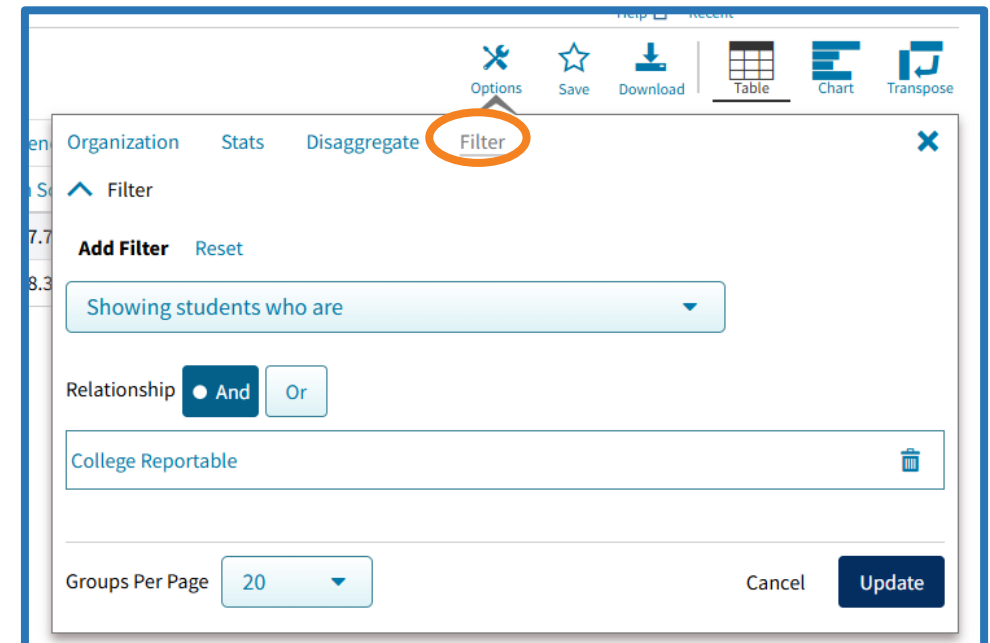
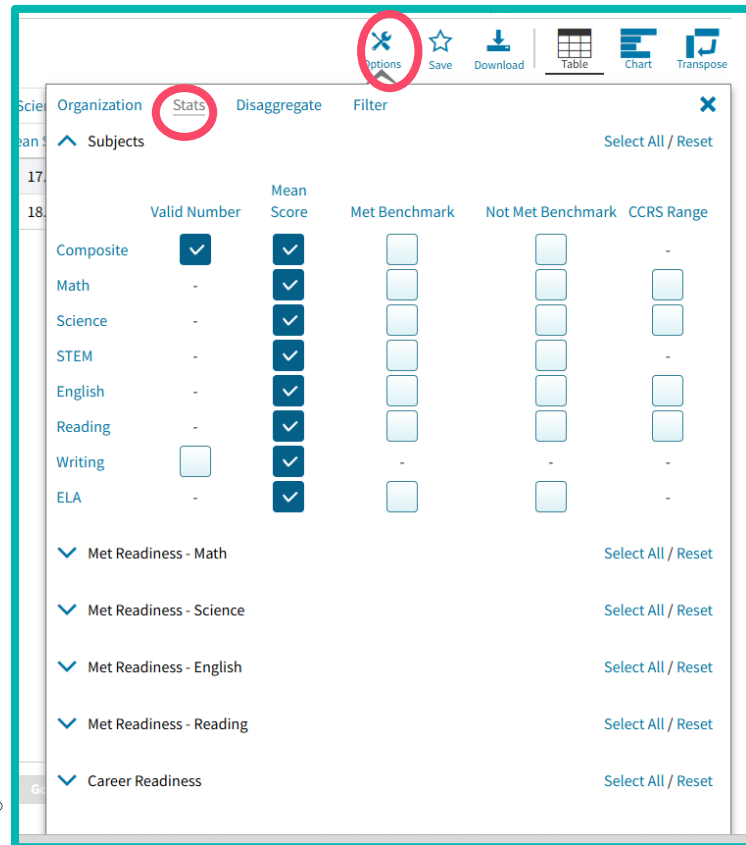
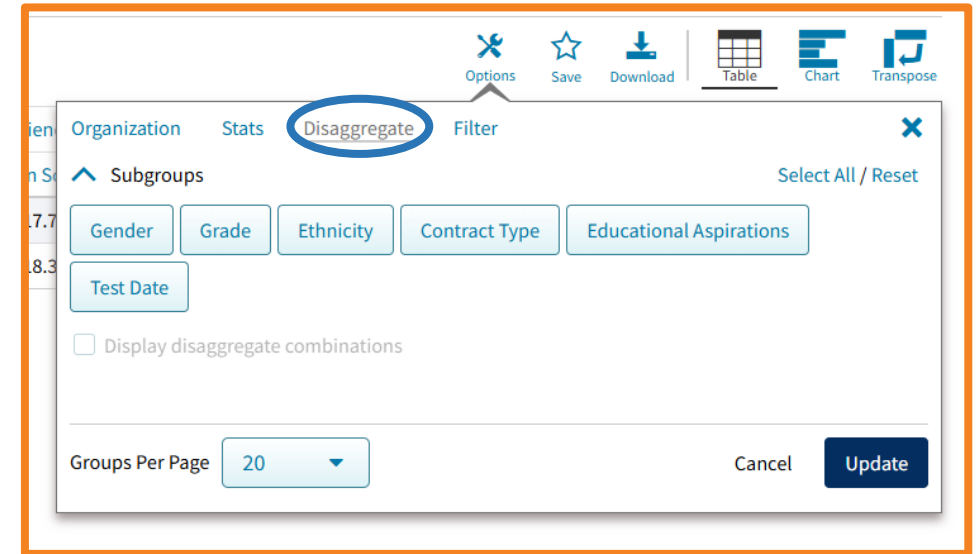
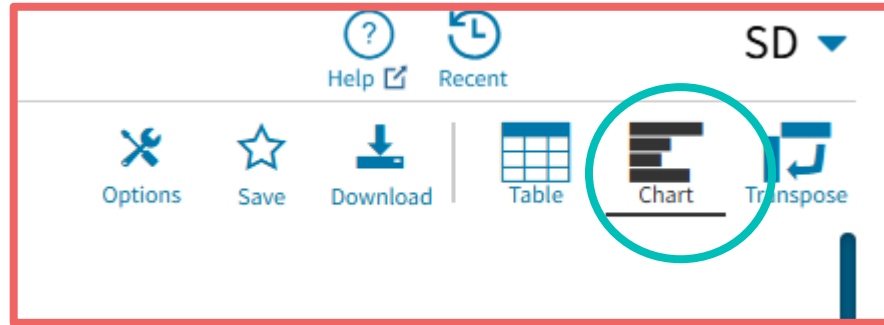
Winterspring City District



Cancel

Get Report

# Many options for viewing and analyzing data



# Contract Reports – Executive Summary

**Program:** The ACT State Contract ▾

Roster Summary Data Tools **Contract Reports** Download Hub

**Executive Summary with Trends (State)**  
Aggregate View

**Year:** 2024-2025 2023-2024 2022-2023 ✓ 2021-2022 ✓ 2020-2021

**Admin:** ✓ Fall ✓ Spring

**Organization:** Stormshire State Organization

● Stormshire State Organization

Westfall District ▾

Winterspring City District ▾

Cancel **Get Report**

**Aggregate View:** The ACT State Contract, Stormshire State Organization

**Executive Summary**

[Average Composite Scores](#)

[Percent Meeting All 4 Benchmarks](#)

[Percent Meeting STEM Benchmark](#)

[Percent Taking A Core Curriculum](#)

[Percent of Students Who Met College Readiness Benchmarks](#)

[Average ACT Scores](#)

[Average ACT Scores Statewide](#)

[Average ACT Scores by Level of Preparation](#)

[Average Composite Score by Race/Ethnicity](#)

[Achievement in STEM](#)

[Proficiency in Understanding Complex Text](#)



# Contract Versus Non-Contract Scores

-Are they different? How? Why might that be?

**Summary View: The ACT (All Data)**  
Showing students who are College Reportable

Options Save Download Table Chart Transpose

Group	Year	Composite		Math	Science	STEM	English	Reading	Writing	ELA
		Valid Number	Mean Score	Mean Score	Mean Score	Mean Score	Mean Score	Mean Score	Mean Score	Mean Score
<b>Stormshire State Organization</b>	2021-2022	25569	24.3	23.3	24.0	23.9	24.3	25.2	7.2	23.1
Non-Contract	2021-2022	25569	24.3	23.3	24.0	23.9	24.3	25.2	7.2	23.1
<b>Stormshire State Organization</b>	2020-2021	13368	19.0	18.7	19.3	19.2	17.8	19.7	6.2	17.4
Non-Contract	2020-2021	3443	22.1	21.1	22.1	21.9	21.6	23.2	6.8	20.4
State Contract	2020-2021	9925	17.9	17.8	18.3	18.3	16.5	18.4	6.1	17.1
<b>Westfall District</b>	2021-2022	15441	24.3	23.3	24.0	23.9	24.3	25.2	7.2	23.1
Non-Contract	2021-2022	15441	24.3	23.3	24.0	23.9	24.3	25.2	7.2	23.1
<b>Westfall District</b>	2020-2021	8073	19.0	18.7	19.3	19.3	17.9	19.7	6.2	17.5
Non-Contract	2020-2021	2116	22.2	21.2	22.2	22.0	21.7	23.2	6.8	20.6
State Contract	2020-2021	5957	17.9	17.8	18.3	18.3	16.6	18.5	6.1	17.1

# Student Scores can offer great information to help identify targeted interventions

Program: **STUDENT SCORES**

Roster Summary Data Tools Contract Reports Download Hub

**Student Scores (State)**  
Roster View

Year:

Admin:

Organization: Silverpine High School

Cancel

Student Scores can offer specific information for students in a sortable and downloadable fashion. You can select multiple options or a single administration option, depending on the data you would like to replicate/analyze.

Data Interaction

Help Recent

Options Save Download Roster Student

**Roster View: The ACT State Contract, Silverpine High School**

Showing students who are College Reportable

ACT ID	Last Name	First Name	MI	Last Updated (CT)	Test Date	DOB	Composite	Math	Science	STEM	English	Reading	Career Readiness
							Score	Score	Score	Score	Score	Score	National Career Readiness Certificate
99912341	Doe	John000	D	12/31/2021	February 2021	06/08/2004	11	12	14	13	8	9	Needs Improvement
99978358	Doe	John001	D	12/31/2020	February 2021	11/06/2002	16	15	17	16	13	17	Bronze
99979866	Doe	John003	D	12/31/2021	March 2021	09/16/2004	17	18	22	20	14	15	Silver
99919860	Doe	John003	D	12/31/2020	February 2021	07/14/2004	15	17	17	17	10	14	Bronze
99988753	Doe	John003	D	12/31/2020	October 2020	04/07/2003	20	19	22	21	22	17	Silver
99960576	Doe	John004	D	12/31/2020	March 2021	07/06/2004	25	26	27	27	24	22	Gold
99993913	Doe	John005	D	12/31/2021	February 2021	04/29/2004	19	15	20	18	18	22	Silver
99908161	Doe	John005	D	12/31/2020	February 2021	01/18/2004	24	19	23	21	27	27	Gold
99990589	Doe	John005	D	12/31/2020	February 2021	02/01/2004	15	17	16	17	11	17	Bronze
99938067	Doe	John006	D	12/31/2020	February 2021	09/07/2003	14	12	16	14	13	13	Bronze
99942844	Doe	John006	D	12/31/2020	February 2021	04/09/2004	16	16	15	16	15	17	Bronze
99970103	Doe	John007	D	12/31/2021	April 2021	11/20/2003	15	16	18	17	9	15	Bronze

# Download Hub:

Can be used to generate historic, downloadable reports

Program: The ACT (All Data) ▼

RosterSummaryData ToolsDownload Hub

+ Request File

Download FilesQueued PDFs

No data found

Program: The ACT (All Data) ▼

RosterSummaryData ToolsDownload Hub

File Type: ● Student Records

Format: ● CSV

Year: ● 2024-20252023-20242022-20232021-20222020-2021

Organization: Stormshire State Organization

Search within Stormshire State Organization

● Stormshire State Organization

CancelMake Request

RosterSummaryData ToolsDownload Hub

Queued PDF

Download FilesQueued PDFs

Report Name	Date	Pages	Status
report	07/23/2024 19:26:27	33	Download
report	07/23/2024 19:25:48	33	Download

<Page 1 of 1>

Jump to: 1Go

# Data Dive Worksheet

# ACT Holistic Framework

Assessments and Data that work together – for you

# Connected Assessments and Tools



# ACT® WorkKeys® Skill Reports

## Summary Score Report

Page 1 of 1



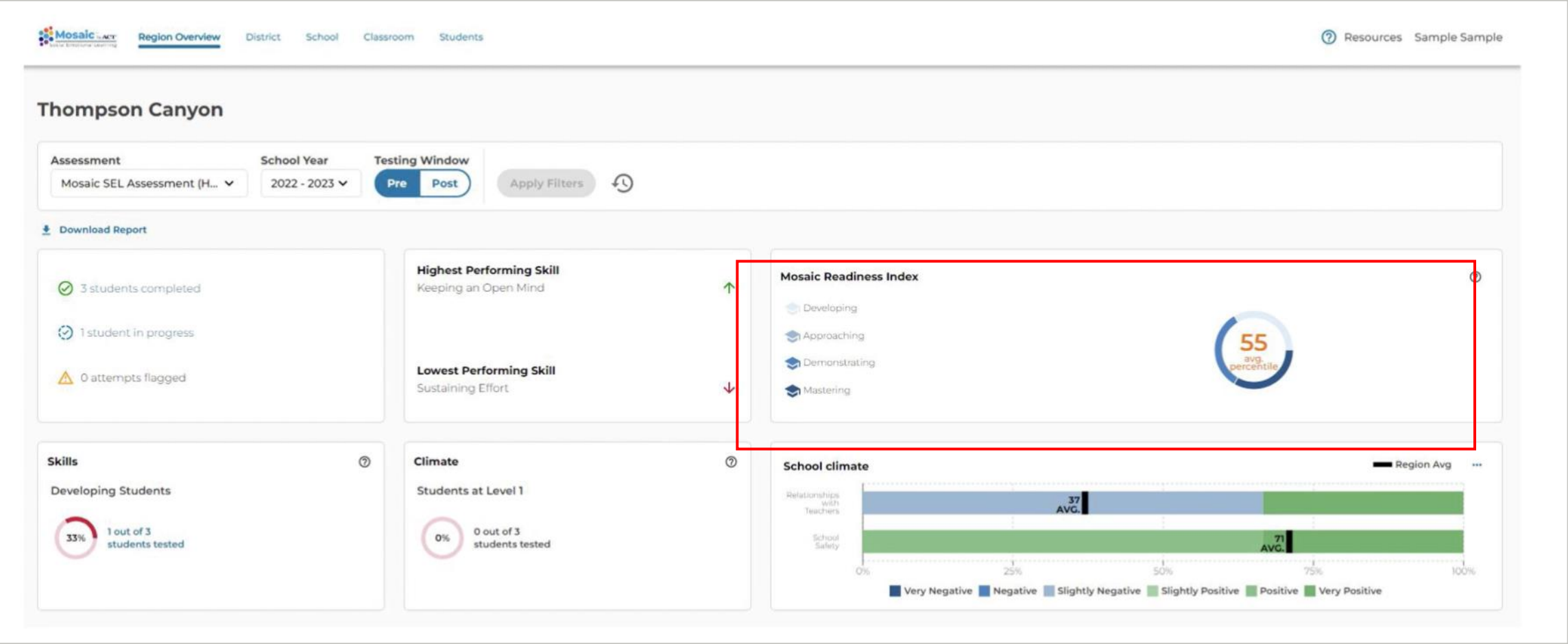
Examinee: TEST05,Alot  
Realm: NCRC 2.0 E2E Test Realm

Examinee ID\*\*: 1724  
Report Date: Sep 1, 2017

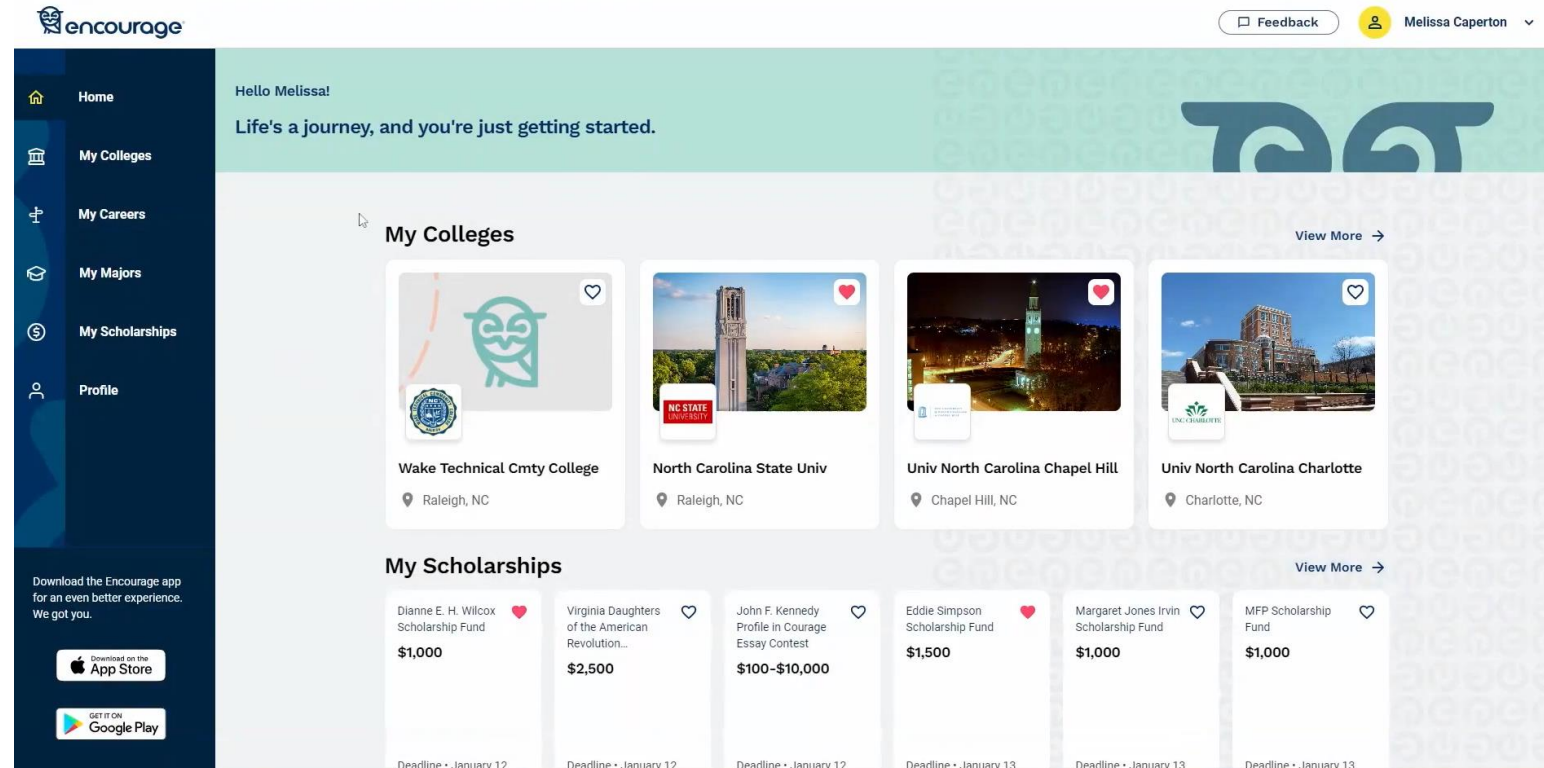
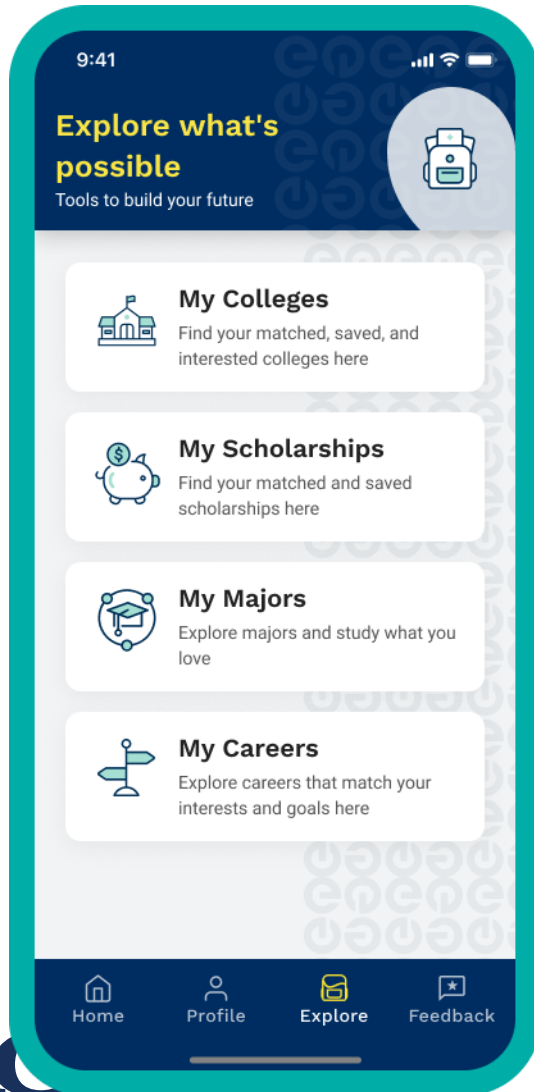
Manifest Name	Test Date	Level Score	Possible Range	Scale Score	Possible Range
WorkKeys Applied Math	7/13/2017	6	<3 - 7	90	65 - 90
WorkKeys Graphic Literacy	7/13/2017	7	<3 - 7	90	65 - 90
WorkKeys Workplace Documents	7/13/2017	7	<3 - 7	90	65 - 90



# Social and Emotional Skills Predict Readiness



# myOptions® Encourage®



[encourageme.com/educators](https://encourageme.com/educators)

# A Holistic Approach to Education Improves Outcomes



**Thank you! Please complete the survey linked below.**

**<https://forms.office.com/r/EKUK62A1g9>**







ACT<sup>®</sup>